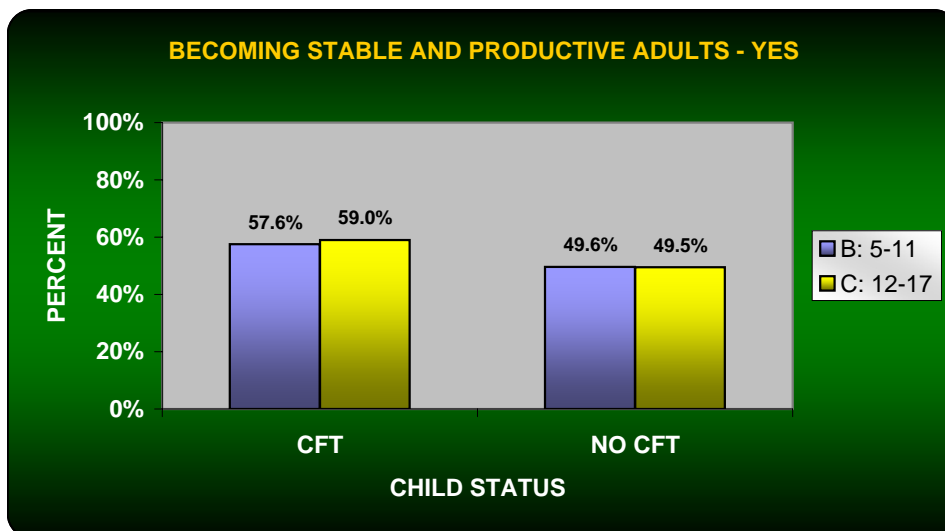
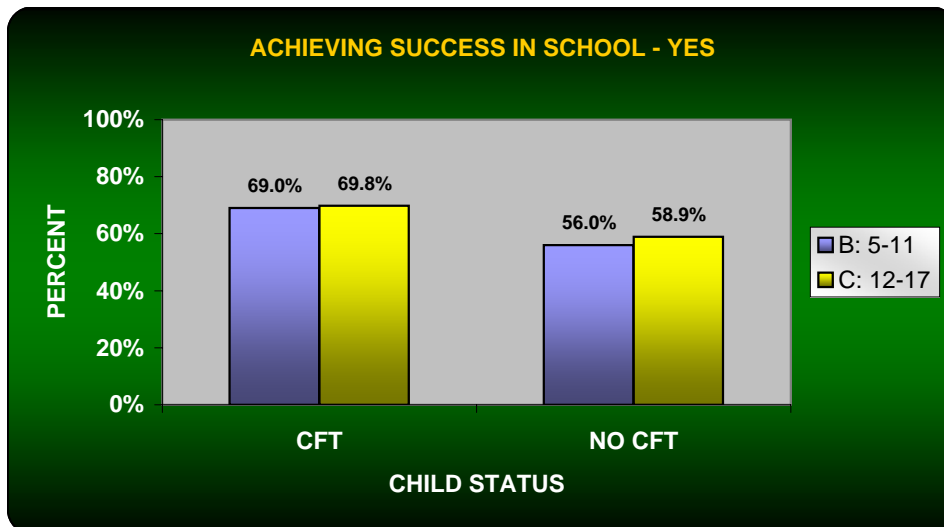
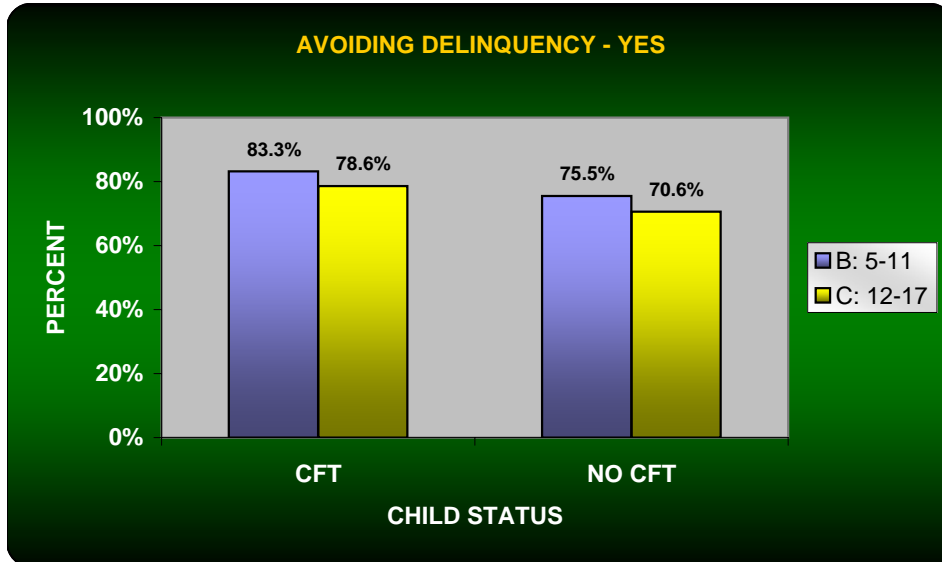
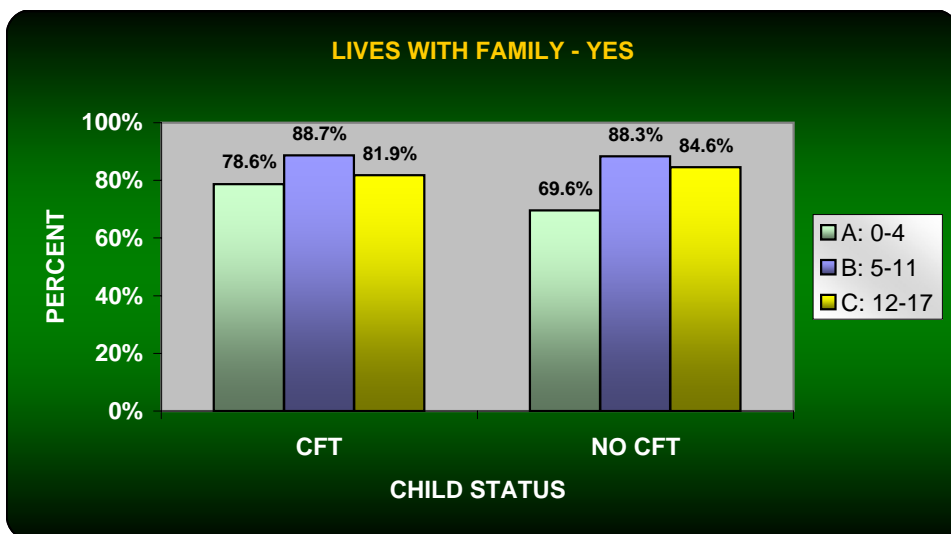
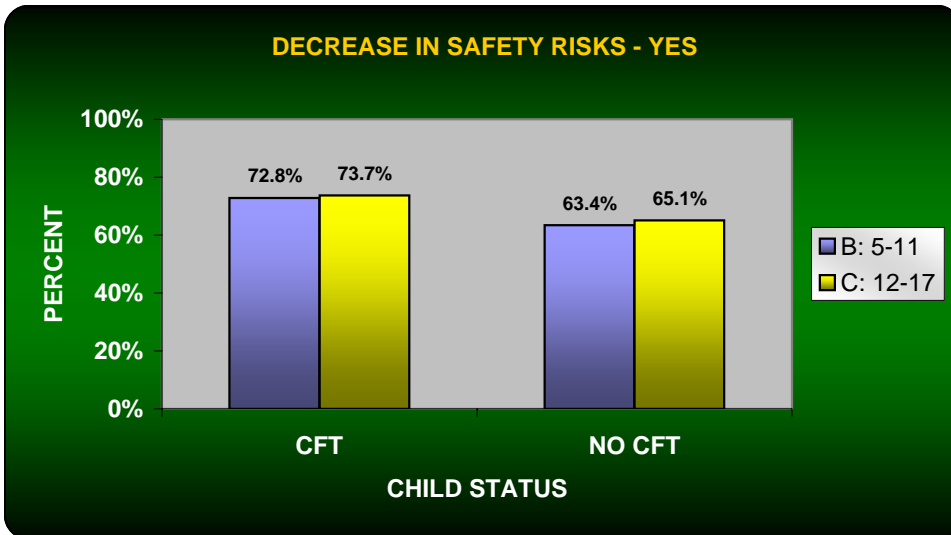
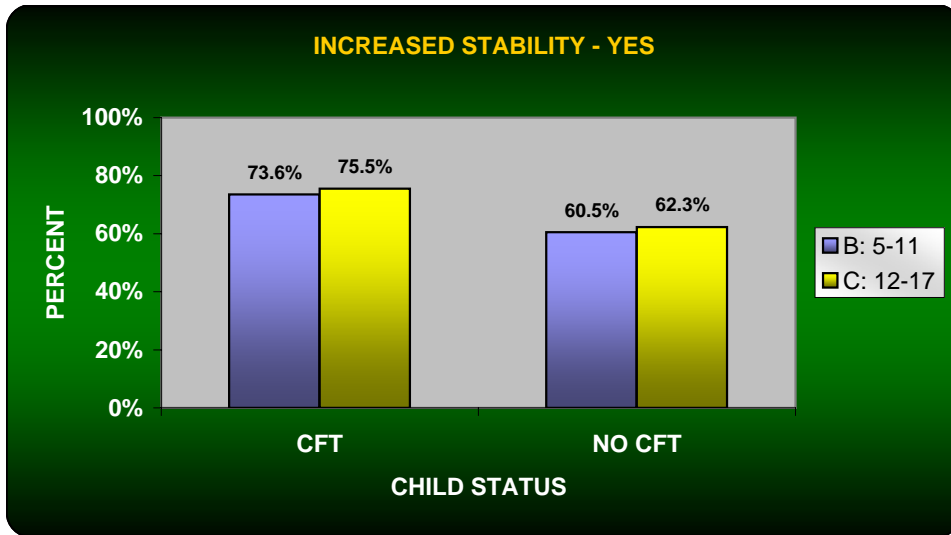


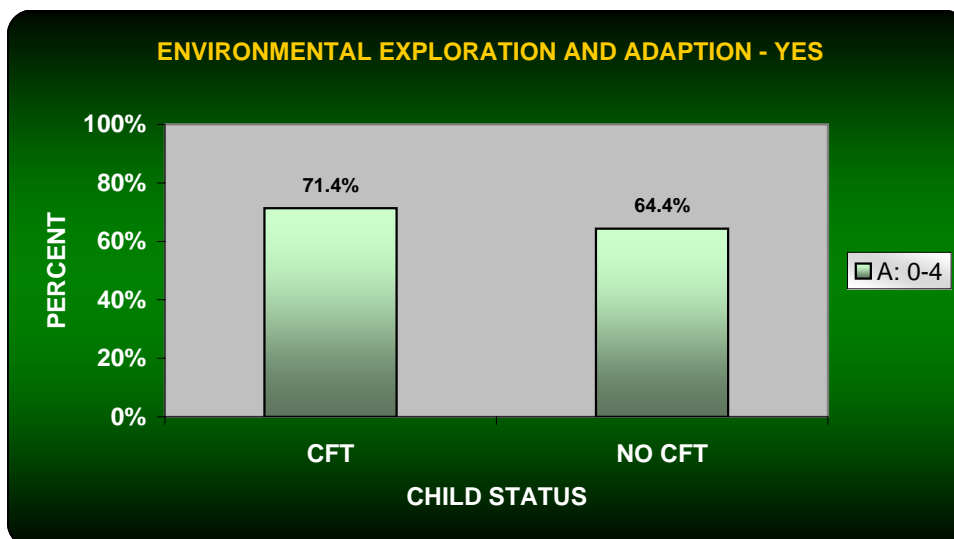
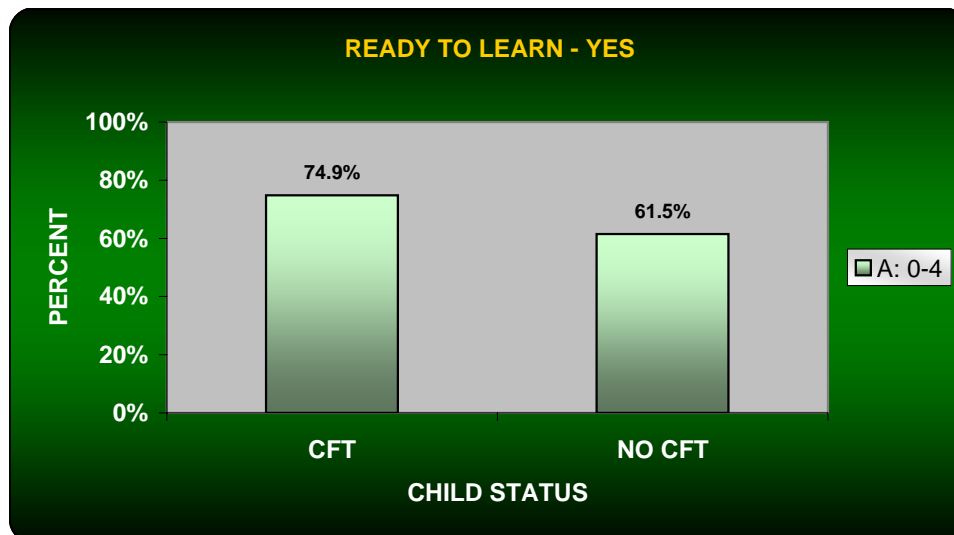
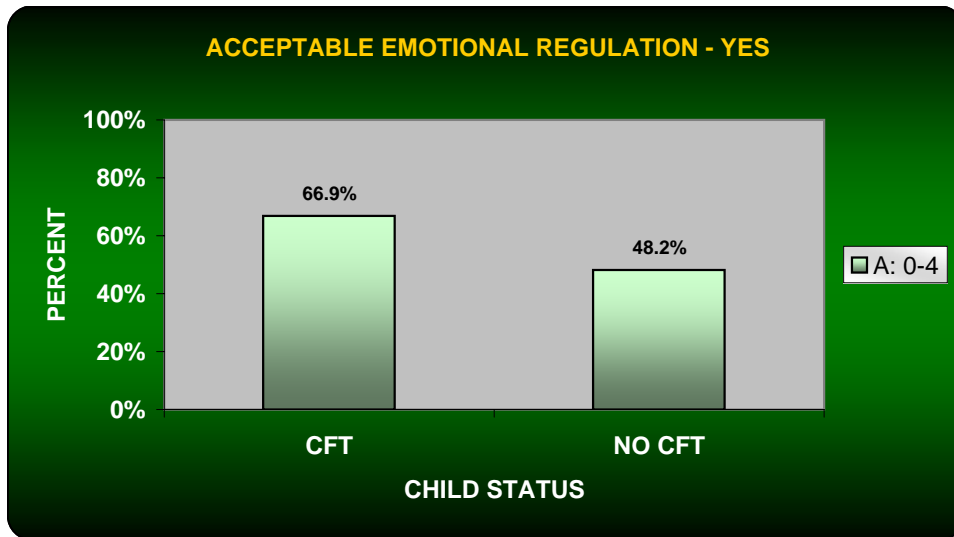
January 2008 Demographic Functional Outcome Measures Statewide Totals for T19 Clients Under Age 18



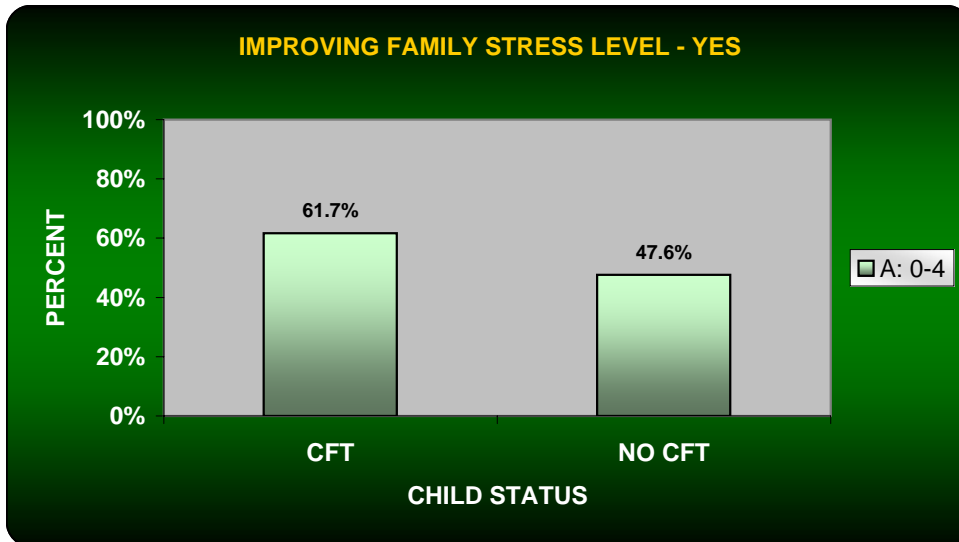
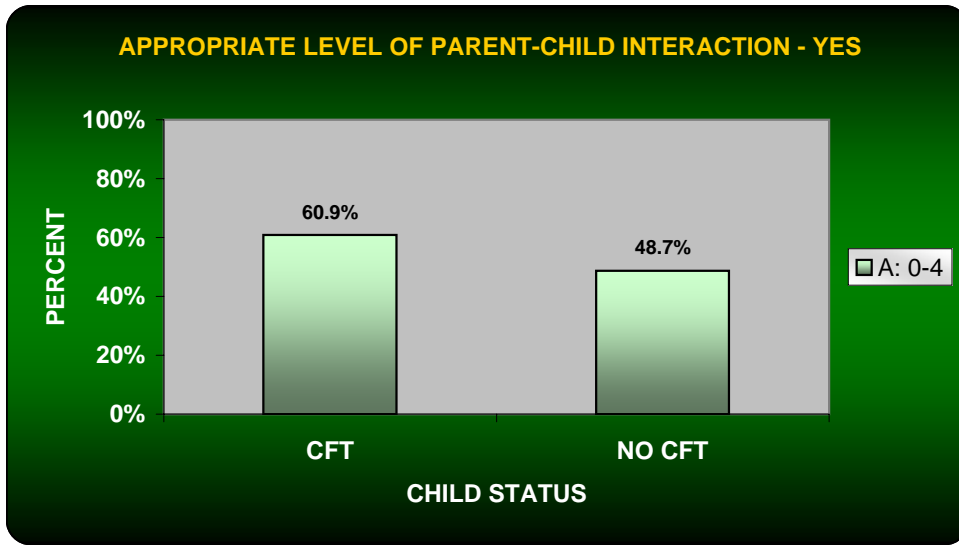
January 2008 Demographic Functional Outcome Measures Statewide Totals for T19 Clients Under Age 18



January 2008 Demographic Functional Outcome Measures Statewide Totals for T19 Clients Under Age 18



January 2008 Demographic Functional Outcome Measures Statewide Totals for T19 Clients Under Age 18



Demographic Functional Outcome Measures

Totals for T19 Clients Under Age 18

January 2008

MONTHLY PRODUCTION REPORT

Assumptions:

- 1 Clients who were less than 18 years of age at the end of the reporting period and had T19 eligibility sometime during the reporting period were included in this report.
- 2 Clients who were not evaluated (where Served By CFT was blank or an "X" for "Not applicable") were accounted for, but removed from percentages based on subtotals and totals.
- 3 Age Categories were defined as follows: A: 0-4 (age < 5) , B: 5-11 (age >=5 And <12), C: 12-17 (age >=12 And <18)
- 4 For clients with a populated CFT field ("N" = "No", "Y" = "Yes"), the measure value of "X" was translated to "3: N/A" meaning "Not applicable at time of evaluation".

Data Sources:

- 1 **All Data Sources are effective as of monthend January 2008 (unless otherwise noted).**
- 2 BHSD.QM_CONTRACTOR as of 09/07/2007
- 3 BHSD.QM_ENRL_MONTH
H78DWH.H78_SNAP_INTAKE
H78DWH.H78_SNAP_CLOSURE
H78DWH.H78_SNAP_PRIMARY_CLIENT
H78DWH.H78_SNAP_CLIENT_DUMMY_ID
H78DWH.H78_SNAP_CLIENT_DEMOG
H78DWH.H78_SNAP_ELIGIBILITY
H78DWH.H78_AHCCCS_SSN_CROSSWALK
H78DWH.H78_ATRISK

Notes:

- 1 **If the data in this report will be reproduced in a different format (another report, graph, etc), please remove the footers which reference Division of Quality Management Staff and publish under your own name/department.**
- 2 **The data in this report may not match data from the Enrollment-Penetration Report due to the reconciliation of data over time and the use of snapshot versions of the production tables.**
- 3 This report/data is the property of the Arizona Department of Health Services. The file contains information that may be privileged, confidential or otherwise exempt from disclosure by applicable law. It is intended only for the person(s) to whom it is addressed. **If you receive this communication in error, please do not retain or distribute it. Please notify the Division of Quality Management Operations at 602-364-4649 and destroy the file immediately.**