

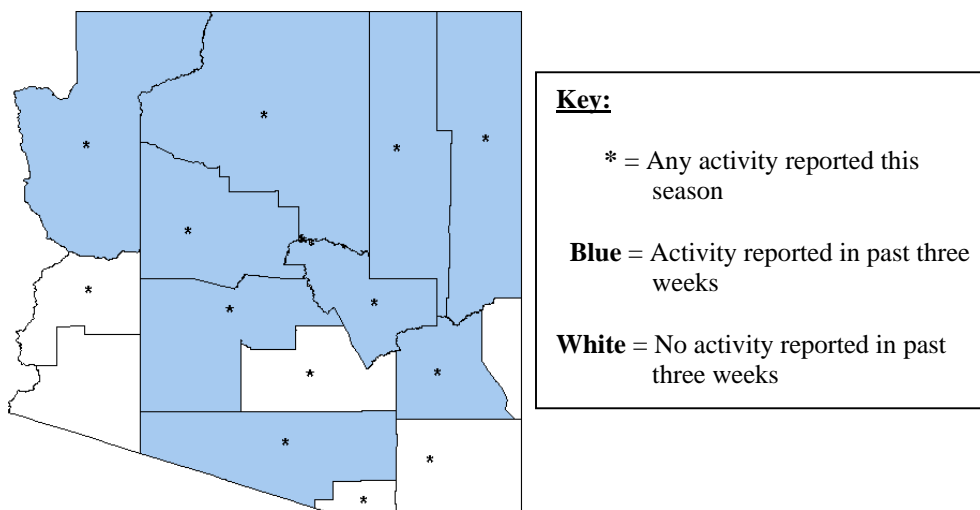
Weekly Influenza Summary:

"Local" influenza activity was reported in Arizona for the week ending on 04/21/2007 (week 16). A total of 1,463 cases have been reported from across 13 counties. Two pediatric influenza-associated deaths have been reported this season in Arizona. The influenza-like illness rate was below state baseline for week 15, though this value represents reports from less than 50% of Arizona's surveillance sites.

Data in this report are provisional and may change as more reports are received.

National influenza surveillance data are available at the CDC's Influenza Surveillance site (<http://www.cdc.gov/flu/weekly/fluactivity.htm>).

Influenza Activity by County:



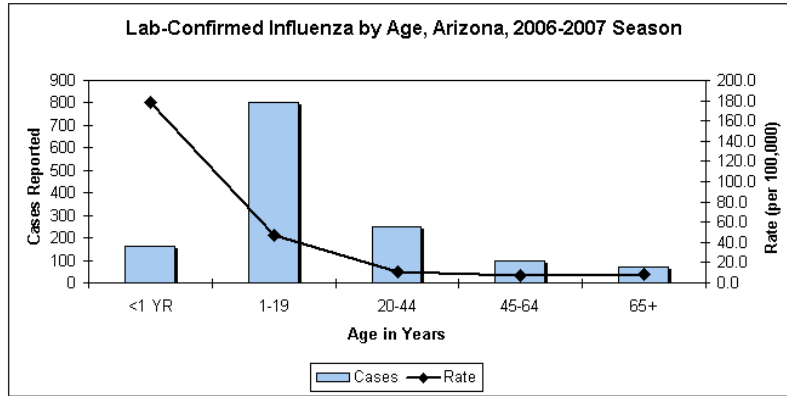
Influenza Cases Reported - 2006-2007 Season [1,463 cases]

County	# cases	County	# cases	County	# cases
Apache	36	Greenlee	0	Pima	190
Cochise	4	La Paz	2	Pinal	18
Coconino	86	Maricopa	973	Santa Cruz	5
Gila	24	Mohave	21	Yavapai	7
Graham	77	Navajo	20	Yuma	0

Influenza Cases Reported - Week 16 [34 cases]

County	# cases	County	# cases	County	# cases
Apache	1	Greenlee	0	Pima	1
Cochise	0	La Paz	0	Pinal	0
Coconino	2	Maricopa	10	Santa Cruz	0
Gila	0	Mohave	5	Yavapai	1
Graham	12	Navajo	2	Yuma	0

Influenza Activity by Age:

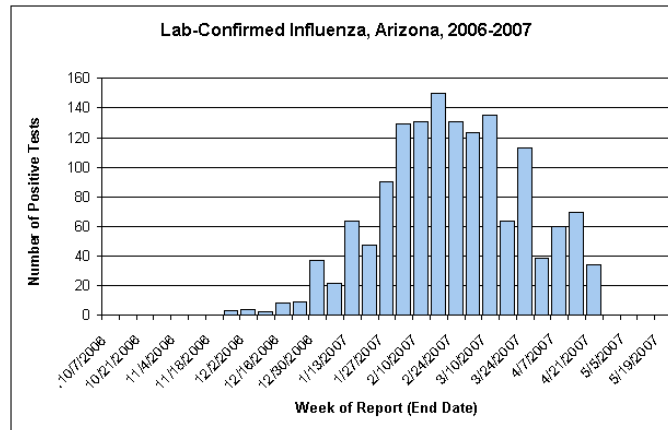


Lab Surveillance:

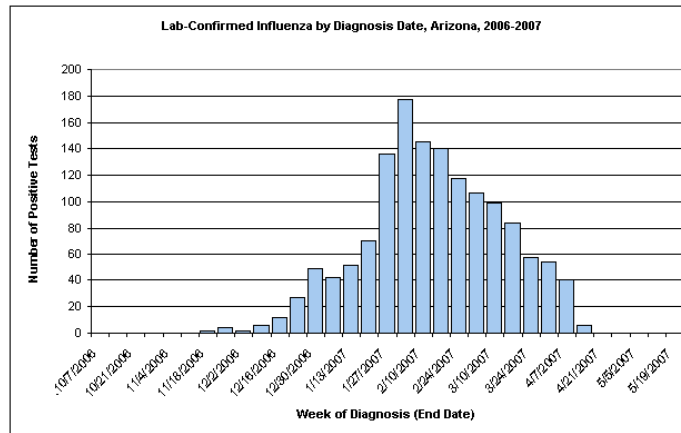
Laboratories report positive influenza tests to ADHS. Of the lab-confirmed influenza reported this season, 970 were influenza A (443 confirmed by culture or PCR), 305 were influenza B (153 confirmed by culture or PCR), and 188 were unknown.

Some lab results from weeks 11 and 13 were not reported until weeks 12 and 14, respectively, creating dips in the graph of lab-positive cases by week of report (Graph A). By looking at these data instead by week of diagnosis, it is easier to see the current downward trend of influenza in Arizona (Graph B).

Graph A: Lab-Confirmed Influenza by Week of Report



Graph B: Lab-Confirmed Influenza by Week of Diagnosis



Subtyping – Culture or PCR Results:

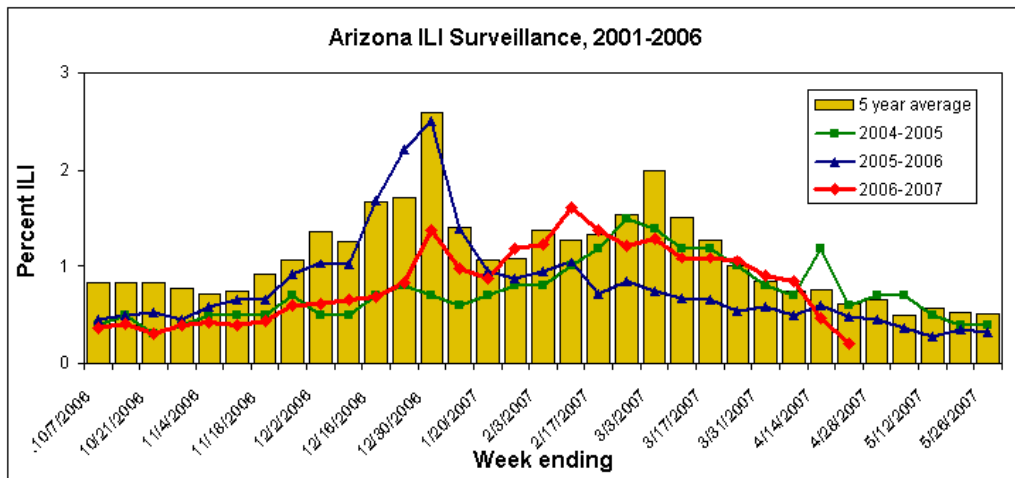
Viral isolation, or culture, is currently the “gold standard” for diagnosis of influenza virus infections. The influenza subtype can be determined by a test called hemagglutination inhibition (HI) using viral isolates. Polymerase chain reaction (PCR) can also be used to identify influenza B and the hemagglutinin (H) component of influenza A.

Of the 443 culture- or PCR-confirmed influenza A cases, 104 are H1N1, 127 are H1 by PCR, 9 are H3N2, 17 are H3 by PCR, and 186 have not been subtyped. Of the 153 culture- or PCR-confirmed influenza B cases, one is B/Shanghai, 34 are B/Malaysia, and 118 have not been subtyped.

Influenza-Like Illness (ILI) Surveillance from Sentinel Providers

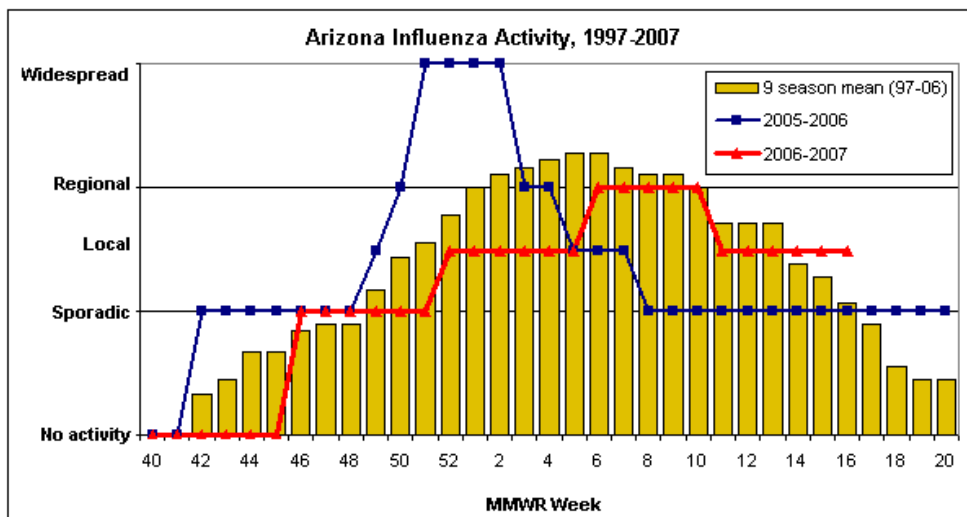
The proportion of patient visits to sentinel providers for ILI in the state was 0.2% for the week ending 04/14/2007 (week 14). This value is below the Arizona ILI baseline but represents reporting from less than 50% of sentinel providers.

ILI is defined as a fever of at least 100°F plus either a cough or a sore throat.



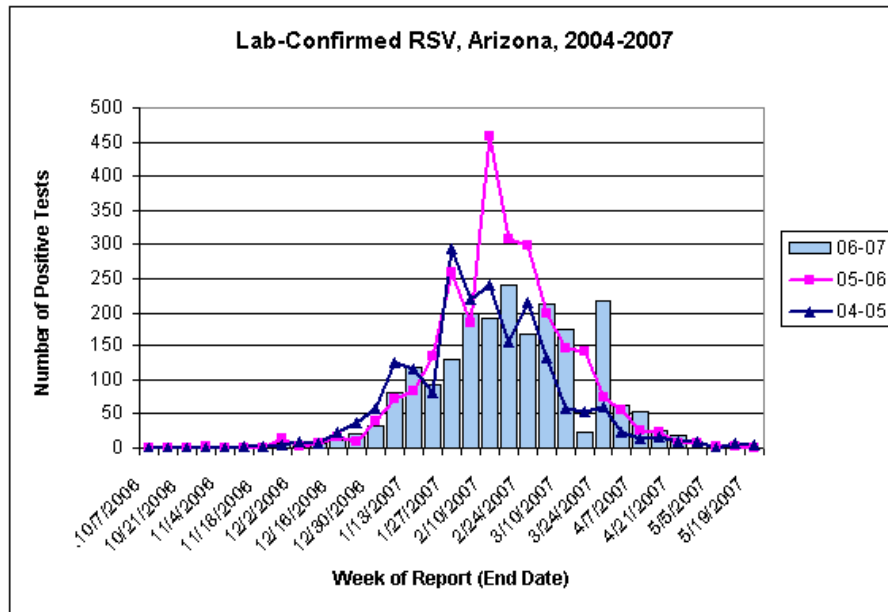
Historical Arizona Influenza Activity Levels

The graph below shows the influenza activity levels reported to the CDC this season in comparison to the last season and eight previous seasons. For week 16, Arizona reported “local” activity. Definitions of these reporting categories can be found at <http://www.cdc.gov/flu/weekly/fluactivity.htm>.



RSV Activity in Arizona:

Respiratory syncytial virus (RSV) activity has been reported in Arizona. As of 04/21/2007, 2,106 lab-confirmed cases have been reported. Of these, 18 were reported during week 16.



As with influenza, many lab results from week 11 were not reported until week 12, creating dip in the graph of lab-positive cases by week of report (above). By looking at these data instead by week of diagnosis, it is easier to see the downward trend of RSV in Arizona at that time (below).

