

**Weekly Influenza Summary:**

As of 8/18/2009, a total of 6,628 laboratory-confirmed cases of influenza were reported to ADHS for the 2008-09 season, and Arizona is reporting local influenza activity to CDC for the week ending 8/15/2009. The initial cases of the novel H1N1 influenza virus in the U.S. were announced on April 21<sup>st</sup>. For specific information regarding this new influenza A(H1N1) strain, please visit: <http://www.azdhs.gov/phs/oids/epi/flu/h1n1/index.htm> or <http://www.cdc.gov/h1n1flu/>.

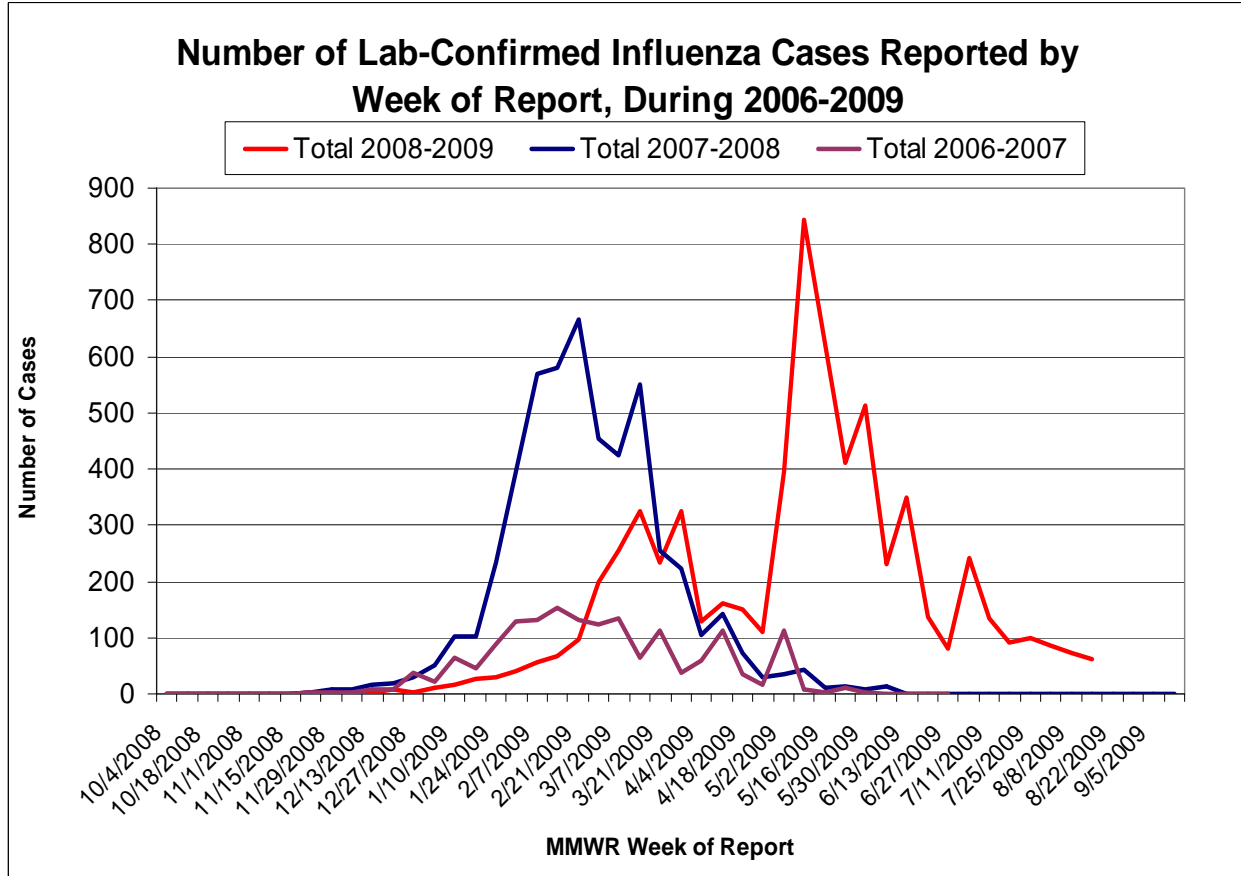
Cases of seasonal influenza were reported from all fifteen Arizona counties over the course of the season. The influenza-like-illness rate is higher than the state baseline for week 31. Eleven influenza-associated pediatric deaths were reported to ADHS for the current season.

Data in this report are provisional and may change as more reports are received.

National influenza surveillance data are available at the CDC’s Influenza Surveillance site (<http://www.cdc.gov/flu/weekly/fluactivity.htm>).

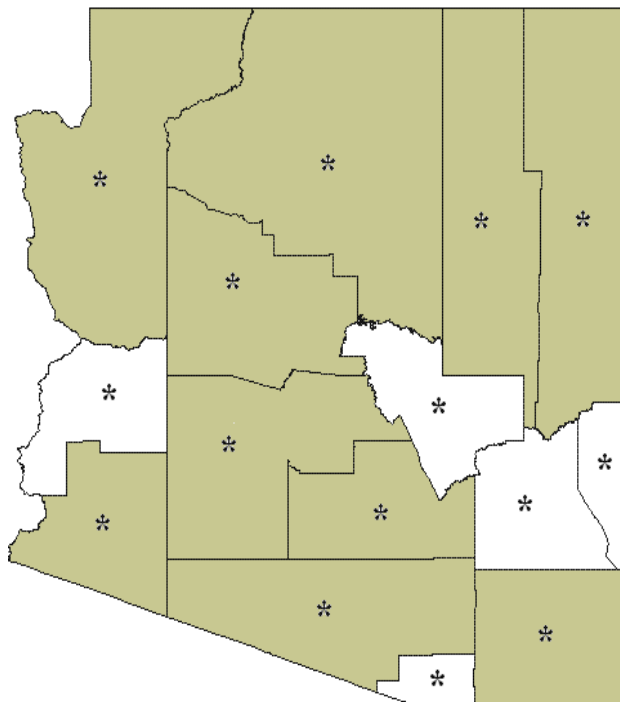
**Laboratory-Confirmed Influenza Activity by Season [2006-2009]:**

Arizona laboratories report positive influenza tests to ADHS. The positive cases are counted by the date of report to ADHS.



**Laboratory-Confirmed Influenza Activity by County:**

Arizona laboratories report positive influenza tests to ADHS. The positive cases are counted by the county of residence.



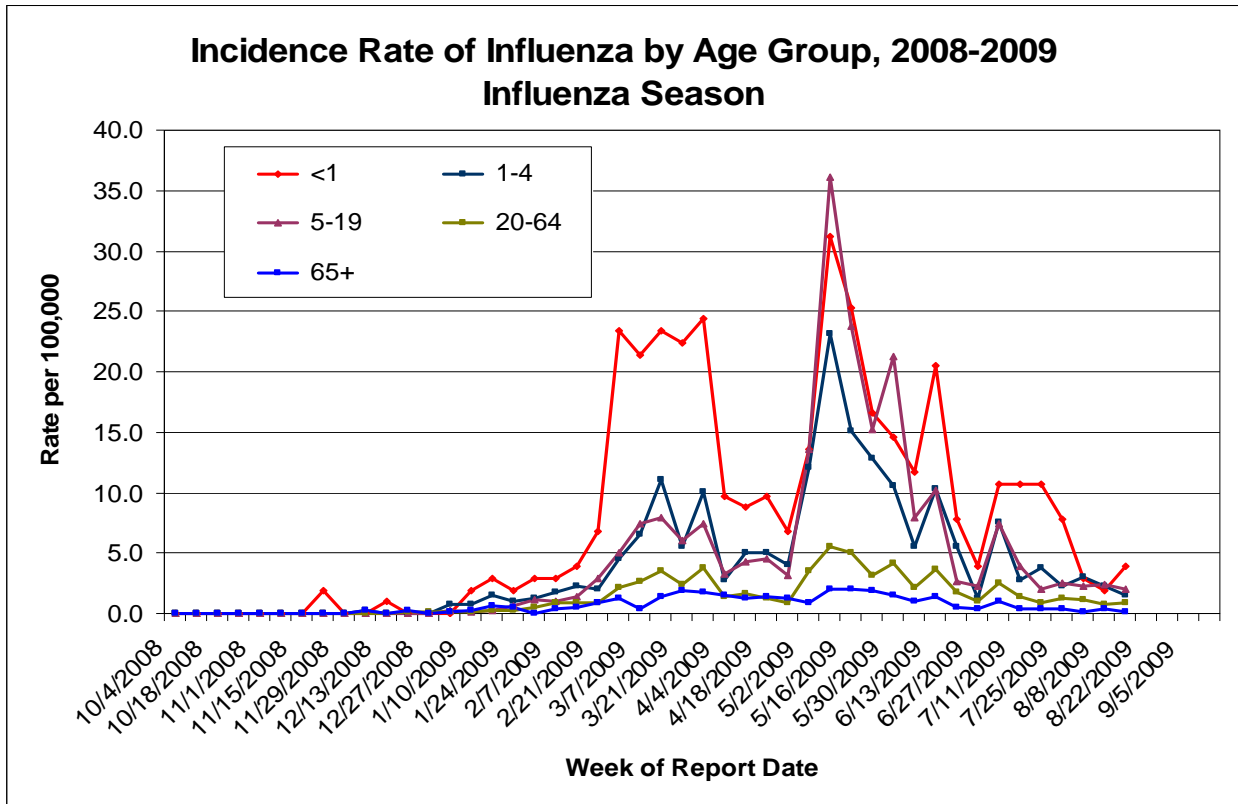
**Key:**

- \* = Any activity reported this season
- Green = Activity reported in the previous three weeks
- White = No activity reported in the previous three weeks

County	Number of Laboratory-Confirmed Cases		
	2008-2009 Season	Last Week	Last 3 Weeks
Apache	110	5	12
Cochise	152	3	5
Coconino	322	11	40
Gila	38	0	0
Graham	150	0	0
Greenlee	111	0	0
La Paz	17	0	0
Maricopa	4,042	35	124
Mohave	49	2	4
Navajo	92	0	5
Pima	1,053	4	18
Pinal	243	0	2
Santa Cruz	49	0	0
Yavapai	54	3	9
Yuma	146	0	2
Unknown	0	0	0
<b>Total</b>	<b>6,628</b>	<b>63</b>	<b>221</b>

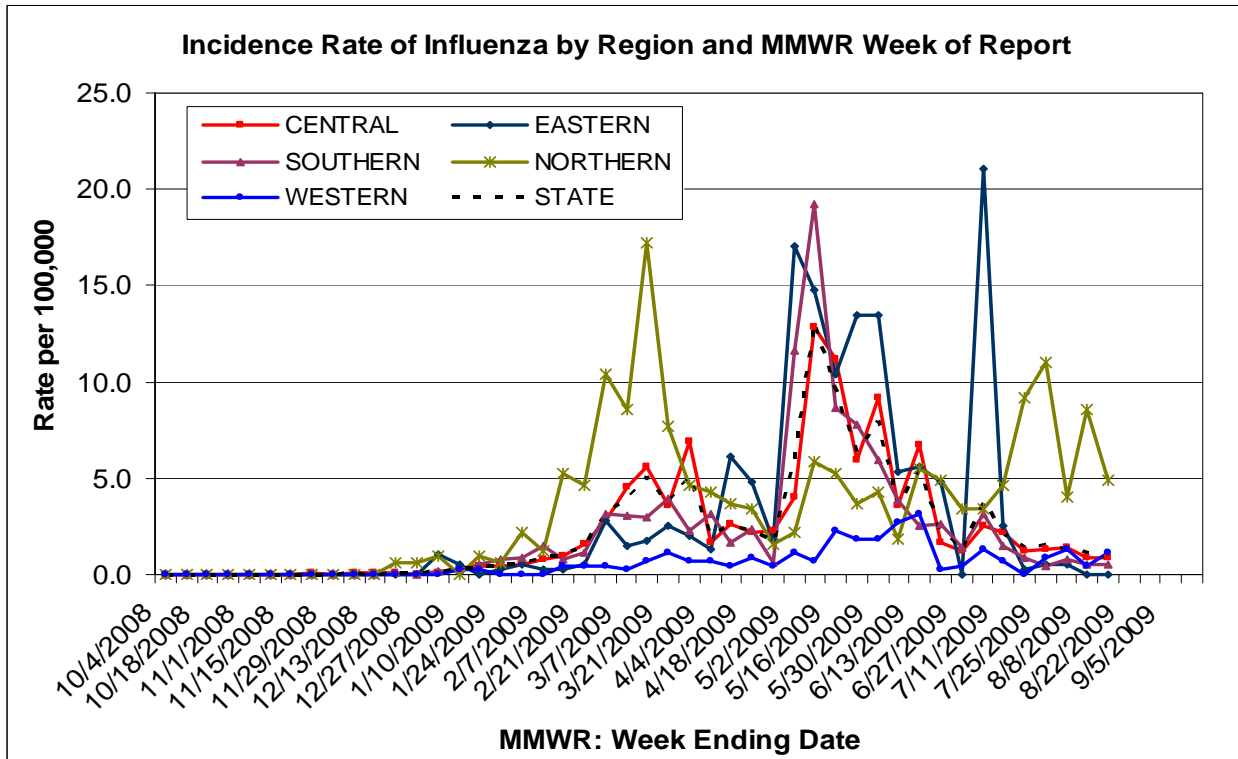
**Laboratory-Confirmed Influenza Activity by Age Group:**

The graph below shows the incidence rate of all lab-confirmed cases of influenza by age group for the season.

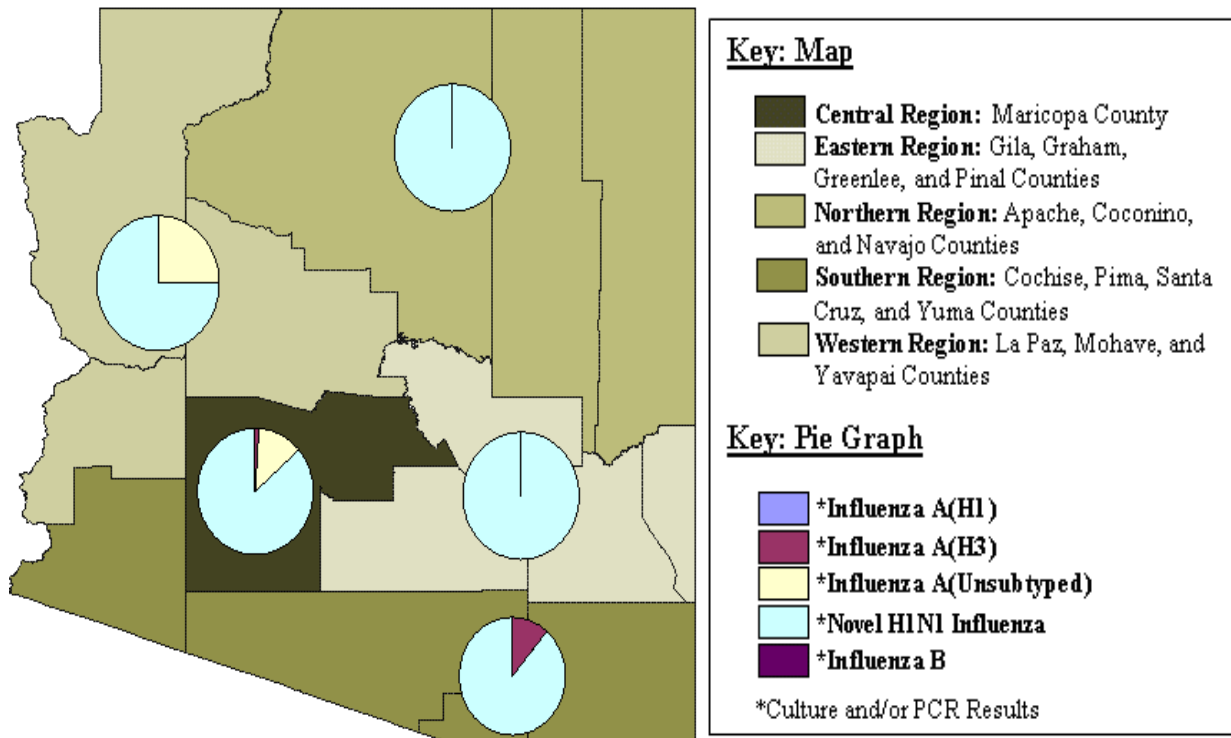


**Laboratory Surveillance:**

The graph below shows the incidence rate of all lab-confirmed cases of influenza by region for the season.



The results below show only culture and/or PCR results reported to ADHS from the Arizona State Laboratory or other laboratories across the state during the previous three weeks or from July 26<sup>th</sup> through August 15<sup>th</sup>.



Region	Influenza A(H1)	Influenza A(H3)	Influenza A(Unsubtyped)	Novel H1N1 Influenza	Influenza B
Central	0 (0%)	1 (1%)	11 (13%)	76 (86%)	0 (0%)
Eastern	0 (0%)	0 (0%)	0 (0%)	1 (100%)	0 (0%)
Southern	0 (0%)	1 (11%)	0 (0%)	8 (89%)	0 (0%)
Northern	0 (0%)	0 (0%)	0 (0%)	21 (100%)	0 (0%)
Western	0 (0%)	0 (0%)	1 (25%)	3 (75%)	0 (0%)

Laboratories report positive influenza tests to ADHS. Data are then compiled based on influenza type from all positive laboratory tests.

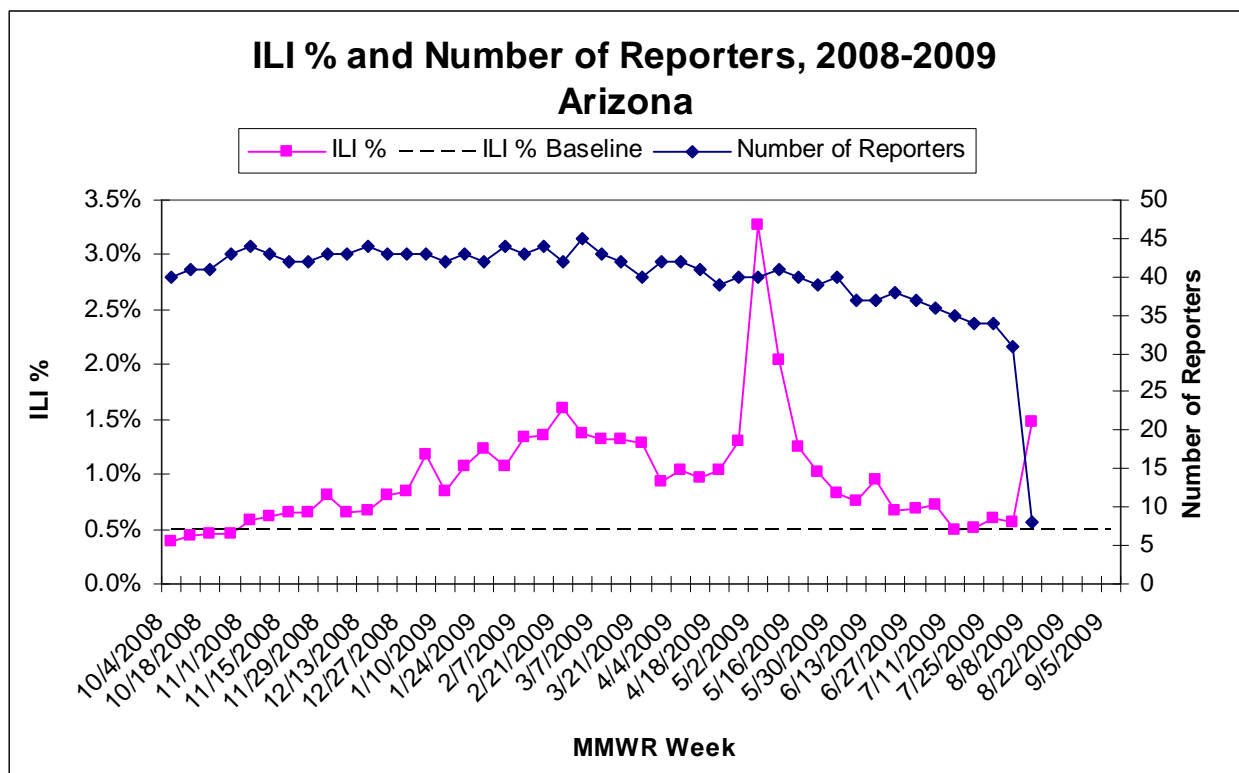
	Season (2008-2009)	Percent Total (2008-2009)	Season (2007-2008)	Percent Total (2007-2008)	Season (2006-2007)	Percent Total (2006-2007)
<b>Total*</b>	6,628	100%	5,168	100%	1,663	100%
<b>Influenza A*</b>	4,785	72%	2,898	56%	1,116	67%
A/H1 †	419	6%	184	4%	235	14%
A/H3 †	378	6%	234	5%	31	2%
A/Type unknown†	334	5%	257	5%	185	11%
<b>Influenza B*</b>	1,672	25%	1,900	37%	355	21%
B/Victoria lineage †	105	2%	0	0%	38	2%
B/Yamagata lineage †	0	0%	181	4%	5	1%
B/Unsubtyped †	387	6%	325	6%	120	7%
<b>Unknown*</b>	171	3%	370	7%	192	12%

\* Data for the bolded categories include all tests.

† Data for the subcategories include only culture and PCR tests conducted at the Arizona State Laboratory or other reporting laboratories.

**Influenza-Like Illness (ILI) Surveillance from Sentinel Providers:**

The proportion of patient visits to sentinel providers for ILI in the state was 1.5% for the week ending 8/8/2009 (week 31). This value is the same as the state baseline of 0.5%. As of 8/18/2009, 8 sentinel providers reported by the end of week 31. Due to the lower number of providers reporting during the previous week, the ILI proportion may not be representative for the entire state of Arizona. ILI is defined as a fever of at least 100°F plus either a cough or a sore throat.



**Mortality Surveillance:**

Eleven influenza-associated pediatric deaths have been reported to ADHS during the 2008-2009 influenza season. Nine individuals were infected with influenza A and two with influenza B. Of the nine individuals infected with influenza A, six were confirmed to be novel H1N1. One case died in February, two in April, three in May, four in June, and one in July.