

2009-2010 Influenza Season (Season began 10/4/2009)

Synopsis:

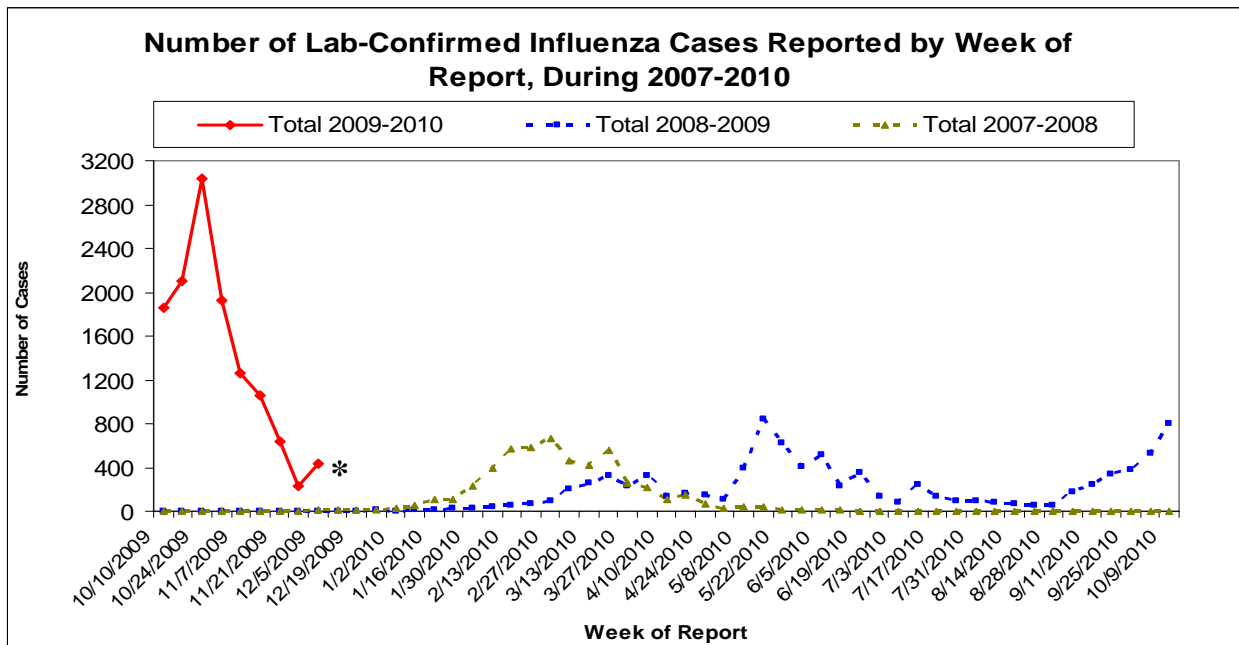
During the past week, influenza activity slightly increased and Arizona’s influenza activity level continues to be “widespread”.

Influenza activity highlights:

- 429 laboratory-confirmed cases of influenza were reported in the past week; this includes 256 laboratory-confirmed cases of 2009 H1N1 influenza. Laboratory-confirmed flu reports for week 48 include over 100 cases that were tested in previous weeks and reported in this week.
- 95.1% of the subtyped influenza viruses at the Arizona State Laboratory during the previous week were 2009 H1N1 influenza virus
- 26 pneumonia and influenza (P&I) deaths were identified during the previous week and 182 P&I deaths have been identified during the 2009-2010 influenza season; 880 P&I deaths were identified during the 2008-2009 influenza season
- 6 deaths associated with lab-confirmed 2009 H1N1 influenza virus were identified in the previous week; 131 deaths associated with the 2009 H1N1 influenza virus have been identified since April 2009.
- 1 lab-confirmed influenza-associated pediatric death was reported in the past week and 12 deaths have been reported for the current season. The 2009 H1N1 influenza virus was confirmed in all twelve pediatric deaths.
- The cases included in this report represent a small proportion of the true number of cases of influenza. Many people do not visit the doctor when ill and doctors should not be expected to run tests on all patients exhibiting influenza-like symptoms.

Laboratory-Confirmed Influenza Activity by Season [2007-2010]:

Positive influenza tests are reported to ADHS. These include many types of test (rapid tests, culture, PCR, DFA, etc.). Many of these do not distinguish 2009 H1N1 influenza from other influenza strains.



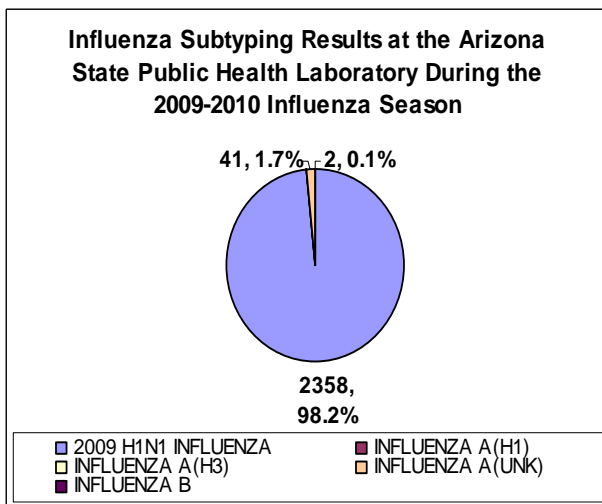
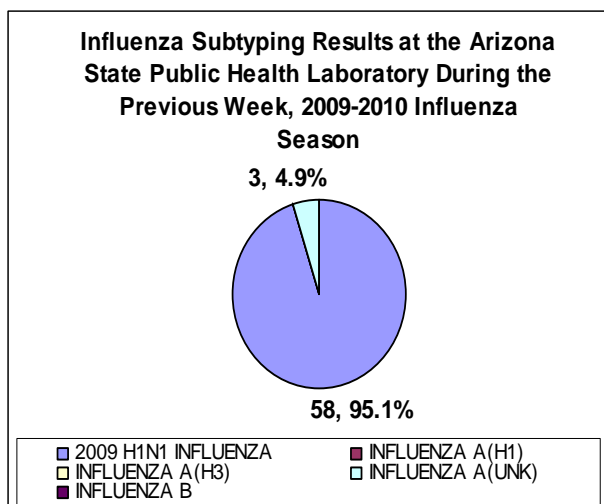
* Laboratory-confirmed flu reports for week 48 include over 100 cases that were tested in previous weeks and reported in this week.

Laboratory-Confirmed Influenza Activity by County [2009-2010 Influenza Season]:

County	Number of Laboratory-Confirmed Cases (Includes ALL reported lab-confirmed flu reports, regardless of subtype.)		Number of Laboratory-Confirmed 2009 H1N1 Influenza Cases (Includes ONLY cases that are confirmed to be H1N1 by the State Lab or other validated facilities.)		
	2009-2010 Season	Last Week	2009-2010 Season	Last Week	Total Since April 2009
Apache	161	2	26	0	84
Cochise	473	4	33	1	44
Coconino	330	3	80	0	162
Gila	63	5	22	2	49
Graham	542	2	13	0	22
Greenlee	1	0	1	0	1
La Paz	8	2	4	1	19
Maricopa	6,797	281	3,847	176	5,324
Mohave	333	11	262	7	332
Navajo	2,325	8	43	0	134
Pima	687	70	854	39	1,103
Pinal	69	30	408	22	519
Santa Cruz	5	0	22	0	39
Yavapai	289	8	174	7	195
Yuma	0	0	130	0	209
Unknown	453	3	1	1	1
Total	12,536	429	5,920	256	8,237

Arizona State Public Health Laboratory (ASPHL) - Influenza Subtyping Data:

- In the past week, 61 specimens tested positive for influenza at ASPHL.
- 95.1% of the subtyped influenza viruses at the Arizona State Laboratory during the previous week were 2009 H1N1 influenza virus



Epidemiologic Information for confirmed 2009 H1N1 influenza cases since April 2009:

	Total Confirmed H1N1 Cases (N=8,237)	Identified H1N1 Hospitalizations (N=1,588)	Identified H1N1- Associated Deaths (N=131)
AGE			
Range	7 Days – 100 Years	7 Days – 96 Years	4 Months – 80 Years
Mean, Median	23 years, 17 years	27 Years, 23 years	43 Years, 47 years
AGE GROUP			
0 to 4 years	1,216 (15%)	337 (21%)	5 (4%)
5 to 18 years	3,311 (40%)	368 (23%)	13 (10%)
19 to 49 years	2,761 (34%)	505 (32%)	54 (41%)
50 to 64 years	690 (8%)	274 (17%)	44 (34%)
65 years or older	204 (2%)	103 (6%)	15 (11%)
Unknown age	55 (1%)	1 (0%)	0 (0%)
		Investigated H1N1 Hospitalizations** (N=1,114)	Investigated H1N1- Associated Deaths** (N=124)
MEDICAL HISTORY & INFO			
At least 1 Underlying Medical Condition*		686 (62%)	109 (88%)
Pneumonia at Time of Hospital Admission		431 (39%)	79 (64%)
Intensive Care Unit Admission		278 (25%)	92 (74%)
Mechanical ventilation required		166 (15%)	86 (69%)

*Medical conditions include: asthma, chronic lung disease, chronic heart or circulatory disease, metabolic disease, cancer, pregnancy, immunosuppressive condition, neurologic disease, and other chronic diseases.

**Investigations for identified H1N1 hospitalizations and deaths are ongoing. Pertinent data may not be collected for all identified cases at time of the report, so data presented above are only for investigated cases.

Glossary of Key Terms:

2009-2010 Influenza Season – The season is defined by surveillance weeks. The first day of the 2009-2010 influenza season was October 4th, 2009, or week 40 and the 2009-2010 surveillance season will continue through October 2nd, 2010, or week 39.

Widespread Activity – Increased influenza-like illness (ILI) and/or institutional outbreaks (ILI or laboratory-confirmed) in at least half of Arizona’s defined regions AND recent (within the previous three weeks) laboratory-confirmed influenza in the state.

Pneumonia and Influenza Mortality – Many influenza-related deaths are due to complications of influenza infection, including pneumonia, and influenza is infrequently listed as the cause of death on death certificates. Surveillance from death certificates often uses the category of “pneumonia and influenza” as an indicator, although not all pneumonias are associated with influenza. See the CDC website for more information

http://www.cdc.gov/flu/about/disease/us_flu-related_deaths.htm.

Hospitalization – A hospitalization, for purposes of 2009 H1N1 influenza investigations, is defined as a laboratory-confirmed 2009 H1N1 influenza case who has been admitted to the hospital for at least 24 hours.