



Rates of COVID-19 Hospitalizations and Deaths by Vaccination Status in Arizonans 5 Years and Older

Summary

In July, **unvaccinated individuals** 5 years and older had:



compared to individuals who were up-to-date on vaccination.

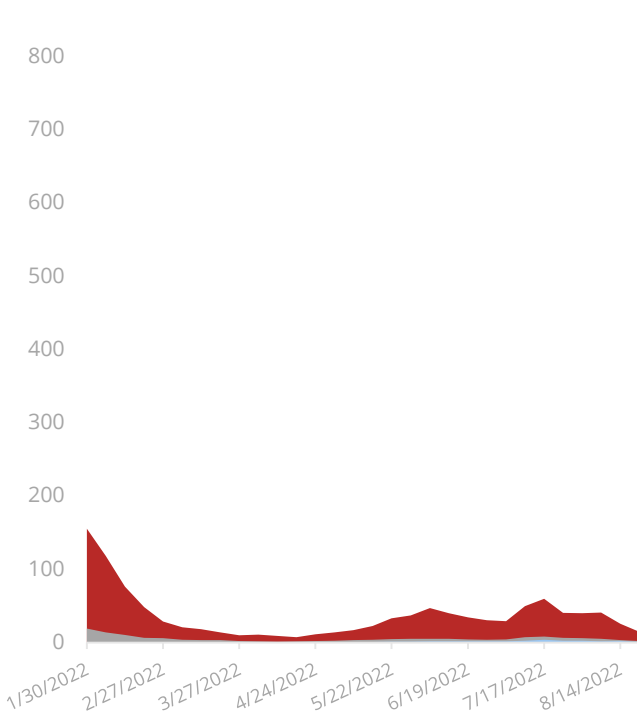


compared to individuals who were vaccinated but not up-to-date.

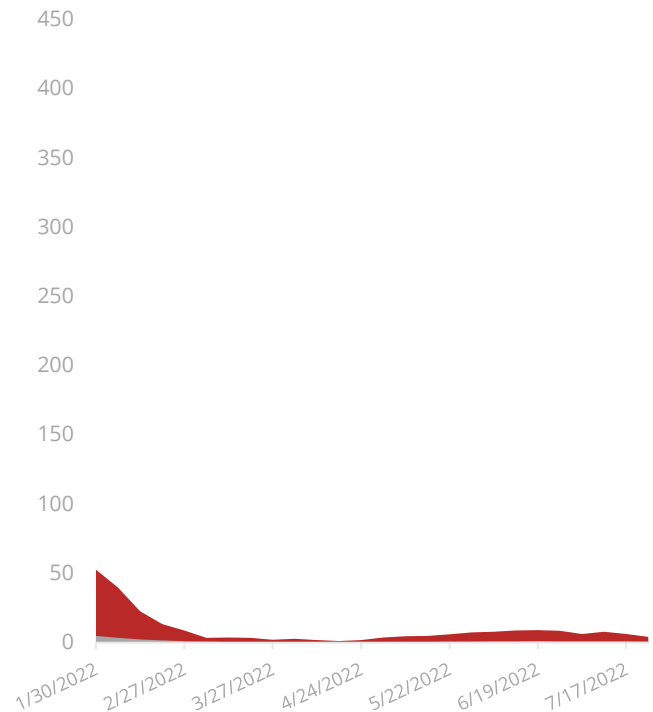
- COVID-19 vaccines are safe and effective tools to bring the pandemic under control.
- ADHS is working with CDC and local health departments to investigate SARS-CoV-2 infections among people who received COVID-19 vaccine to identify patterns or trends in patient characteristics, the administered vaccine, or variant strains.
- **Every week and across all age groups, people who were unvaccinated had a greater risk of hospitalization from COVID-19 and a greater risk of dying from COVID-19 than people who were up-to-date on their vaccinations.**

Age-Adjusted Rates of COVID-19 Hospitalizations and Deaths per 100K by Specimen Collection Date Among **Up-to-Date on Vaccination**, **Vaccinated but Not Up-to-Date**, and **Unvaccinated** Individuals 5 Years and Older

Hospitalizations Per 100K




Deaths Per 100K



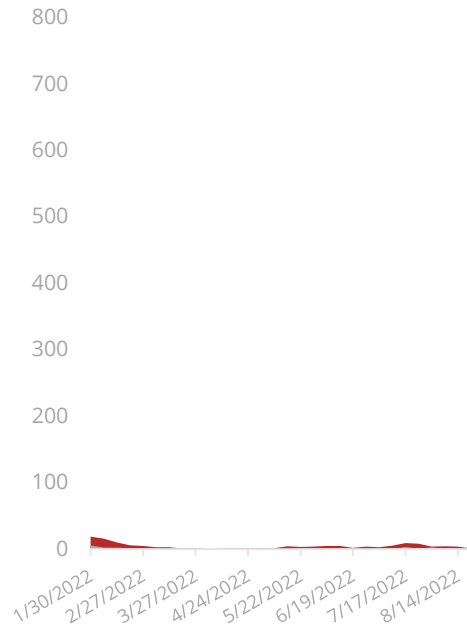
Rates of COVID-19 Hospitalizations per 100K by Specimen Collection Date Among Up-to-Date on Vaccination, Vaccinated but Not Up-to-Date, and Unvaccinated Individuals 5 Years and Older

Stratified by Age Group

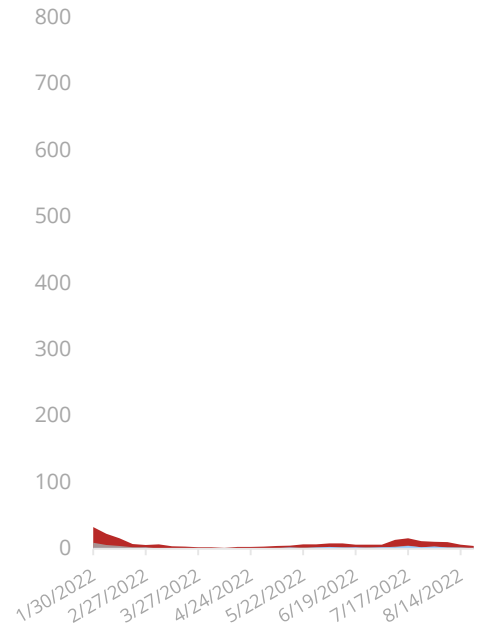
5–17 years



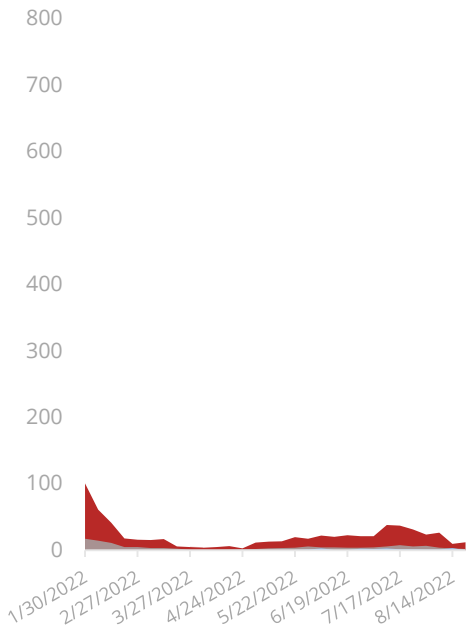
18–29 years



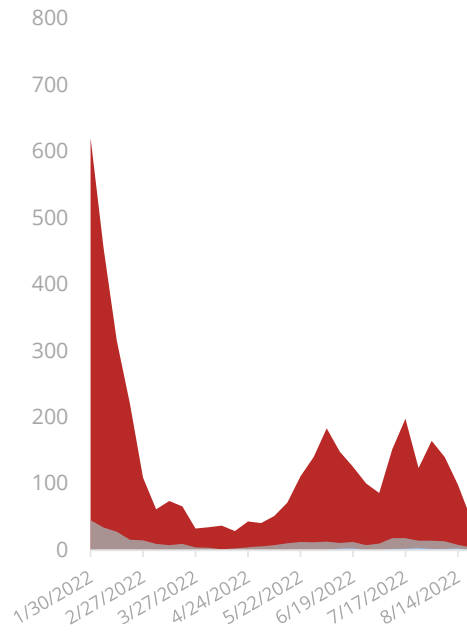
30–49 years



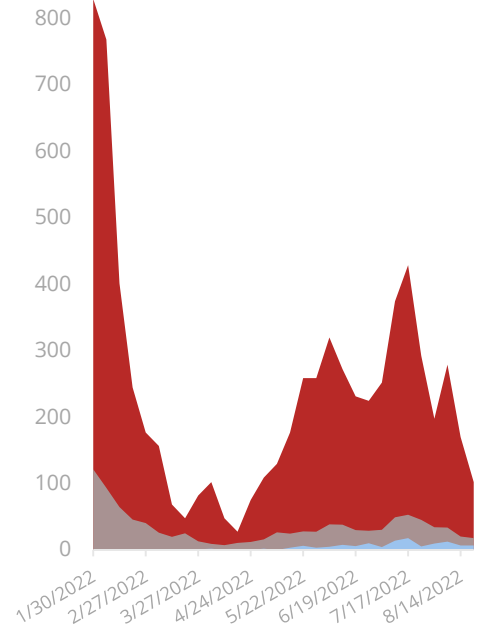
50–64 years



65–79 years



80 years and older



Rates of COVID-19 Deaths per 100K by Specimen Collection Date Among Up-to-Date on Vaccination, Vaccinated but Not Up-to-Date, and Unvaccinated Individuals 5 Years and Older

Stratified by Age Group

5–17 years



18–29 years



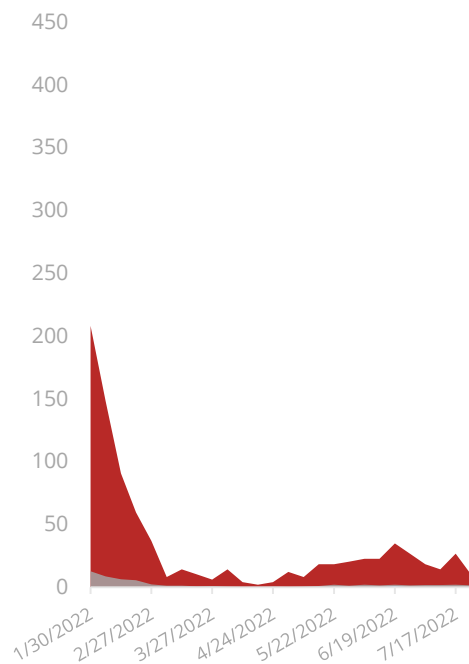
30–49 years



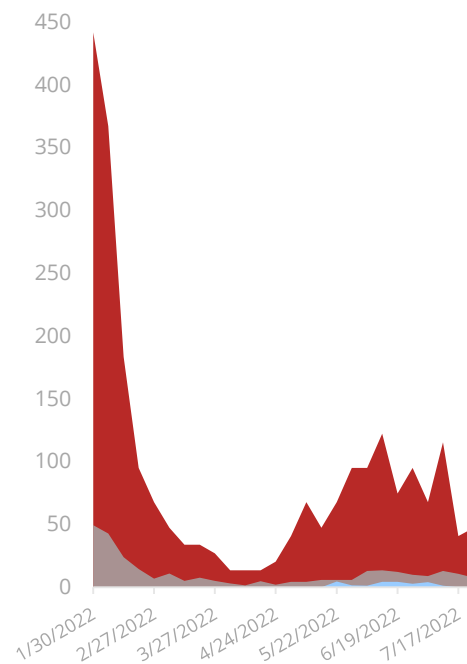
50–64 years



65–79 years

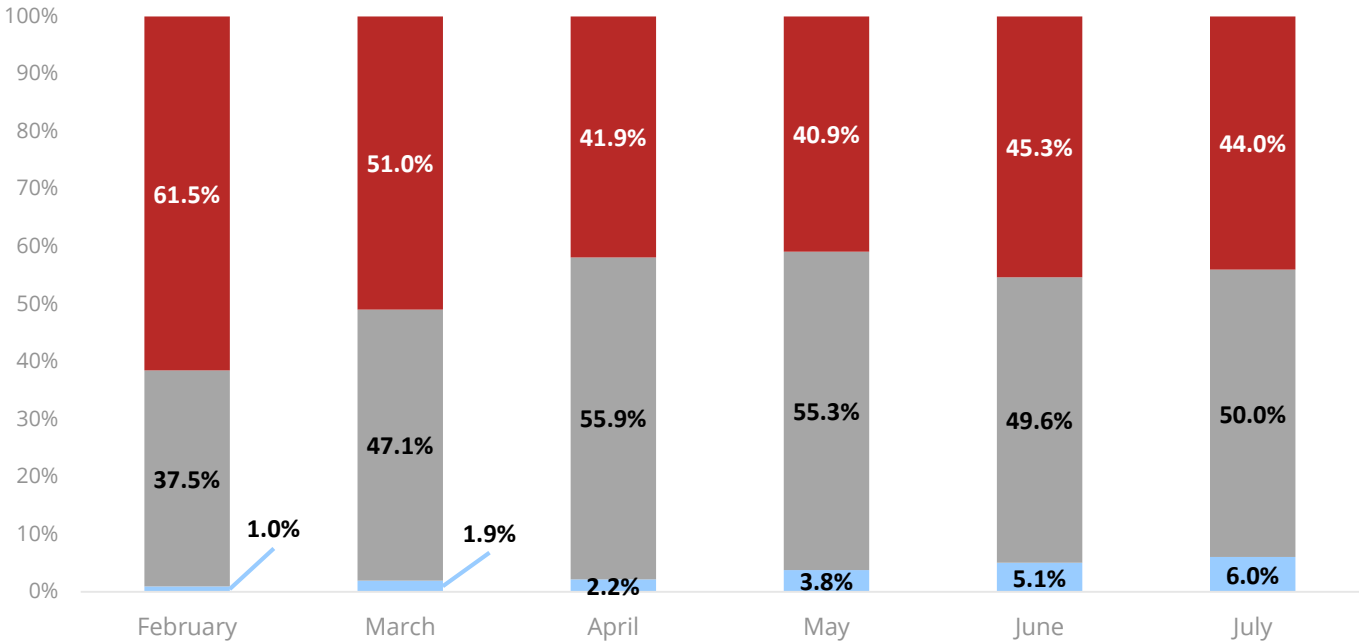


80 years and older

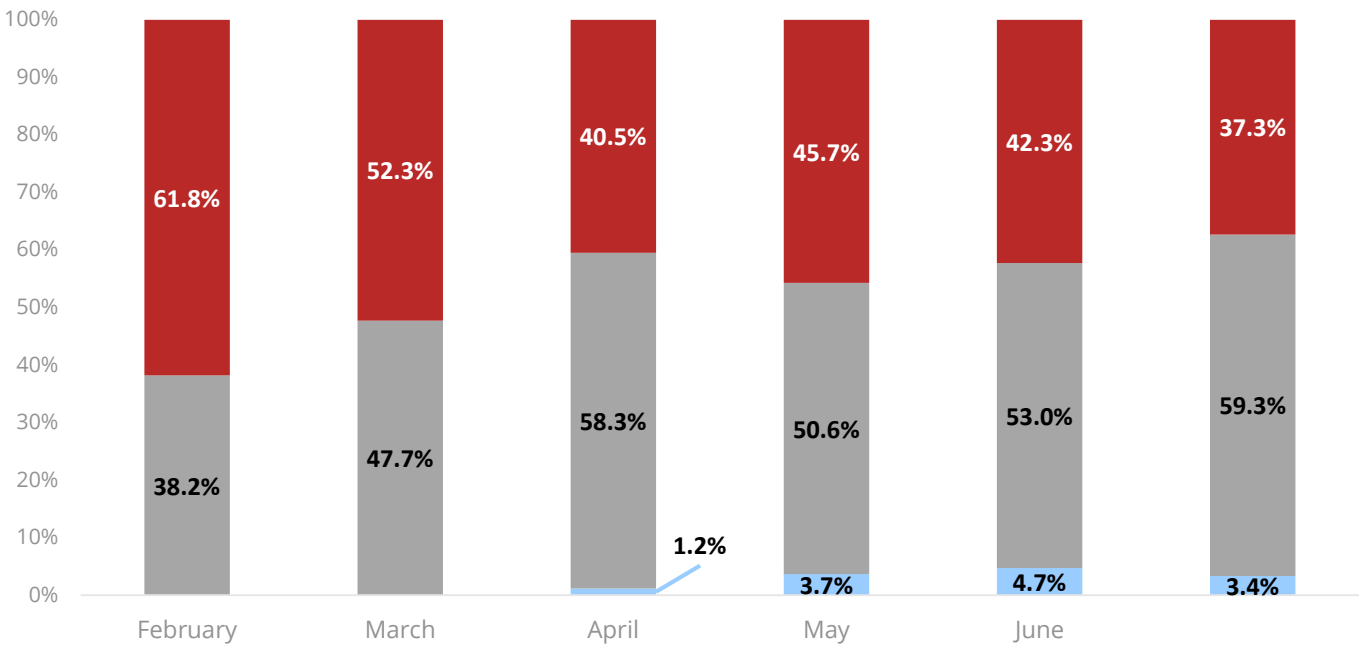


Percent of Up-to-Date on Vaccination, Vaccinated but Not Up-to-Date, and Unvaccinated COVID-19 Hospitalizations and Deaths by Month of Specimen Collection in Individuals 5 Years and Older

Hospitalizations



Deaths



About the Data:

- Beginning 8/3/2022, case information was removed from the report due to changes in testing practices, including the increased use of at-home tests¹, which affects the cases that are reported (i.e., reports are mostly symptomatic individuals who sought healthcare).
- Beginning 9/7/2022, the report shifted to comparing unvaccinated individuals to individuals who are up-to-date on their vaccinations as well as individuals who are not up-to-date on their vaccinations.
- Data included in the report are on a rolling 6-month timeframe.
 - Rates of COVID-19 Hospitalizations: 1/30/2022 – 8/27/2022
 - Rates of COVID-19 Deaths: 1/30/2022 7/30/2022
 - Death data have a month lag in order to help with data completeness.
- Incidence rates in the report are weekly rates grouped by age and calculated by dividing the number of hospitalizations or deaths by the up-to-date on vaccination, vaccinated but not up-to-date or unvaccinated population then multiplied by 100,000. The overall incidence rates are standardized by age.
- Rates are not adjusted for underlying conditions or most demographic factors, aside from age.
- *Incidence rate ratios (IRRs) are provided for the most recent month with complete hospitalization and death data. These ratios are calculated by dividing the average weekly incidence rates among unvaccinated by the incidence rates of up-to-date on vaccination and vaccinated but not up-to-date.

Definitions:

- Vaccination status is determined by CDC's current recommendations² and is different depending on an individual's age, the first vaccine they received, and the time since their last dose.
 - Up-to-date on vaccination: individuals who have received all of the CDC recommended COVID-19 vaccines when eligible.
 - Vaccinated but not up-to-date: individuals who have received at least 1 CDC recommended COVID-19 vaccine, but have not received all recommended vaccine doses.

References:

1. [Use of At-Home COVID-19 Tests — United States, August 23, 2021–March 12, 2022](#)
2. [Stay Up to Date with Your COVID-19 Vaccines](#)

Additional resources:

- [Monitoring Incidence of COVID-19 Cases, Hospitalizations, and Deaths, by Vaccination Status — 13 U.S. Jurisdictions, April 4–July 17, 2021](#)
- [Rates of COVID-19 Cases and Deaths by Vaccination Status](#)
- [Rates of laboratory-confirmed COVID-19 hospitalizations by vaccination status](#)