

2023–2024 Respiratory Season (10/1/2023 – 9/28/2024)

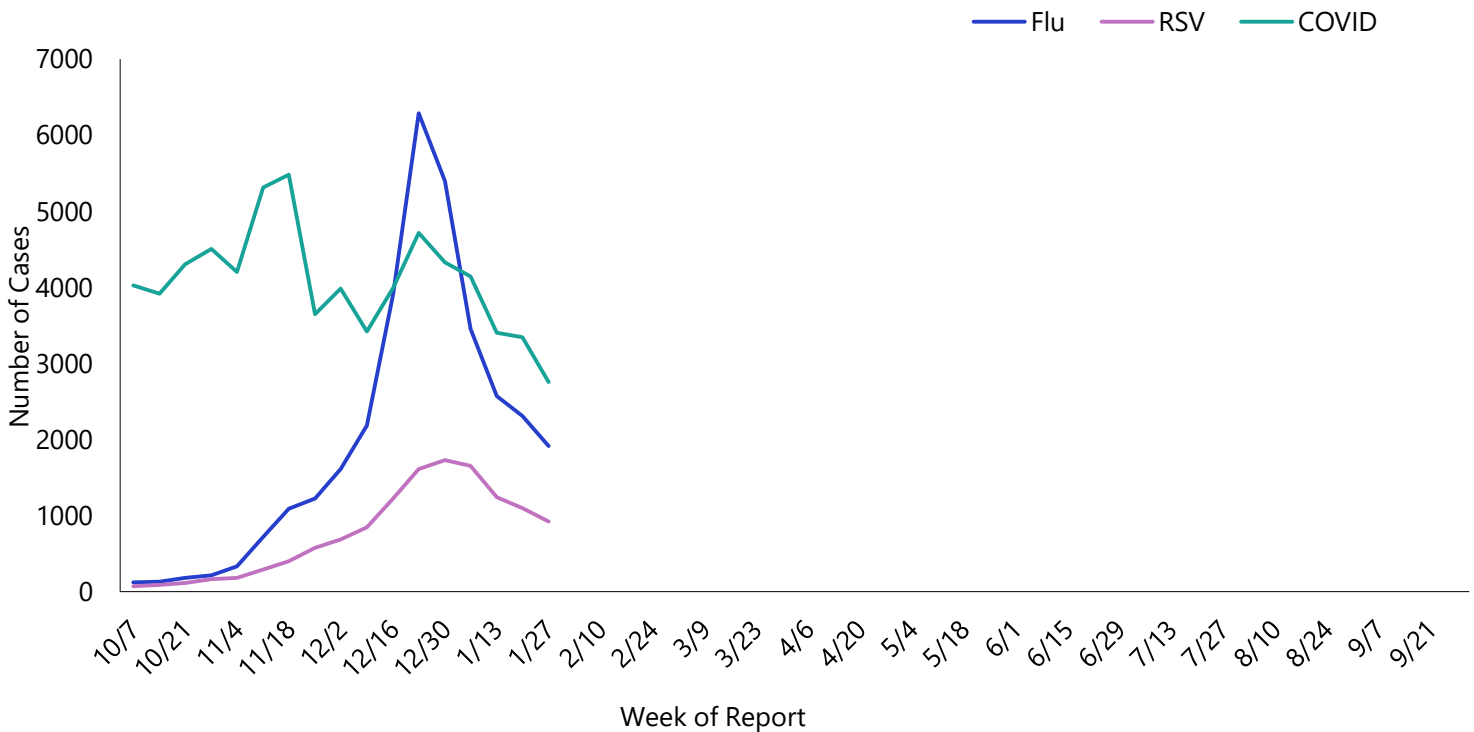
Please see the interactive respiratory dashboards: [Flu](#), [RSV](#), & [COVID-19](#).

Respiratory Season Synopsis

- Influenza and RSV activity is decreasing, but remain above the 5-season average. COVID-19 activity is stable and remains below the 3-season average.
- To receive weekly updates, subscribe to the Respiratory Virus Summary at azhealth.gov/email.
- The cases included in this report represent a small proportion of the true number of cases of respiratory diseases. Many people do not visit the doctor when ill and doctors should not be expected to run tests on all patients exhibiting respiratory symptoms.
- One influenza-associated pediatric death has been reported for the 2023-2024 season. The case was PCR-positive for influenza A/H1.

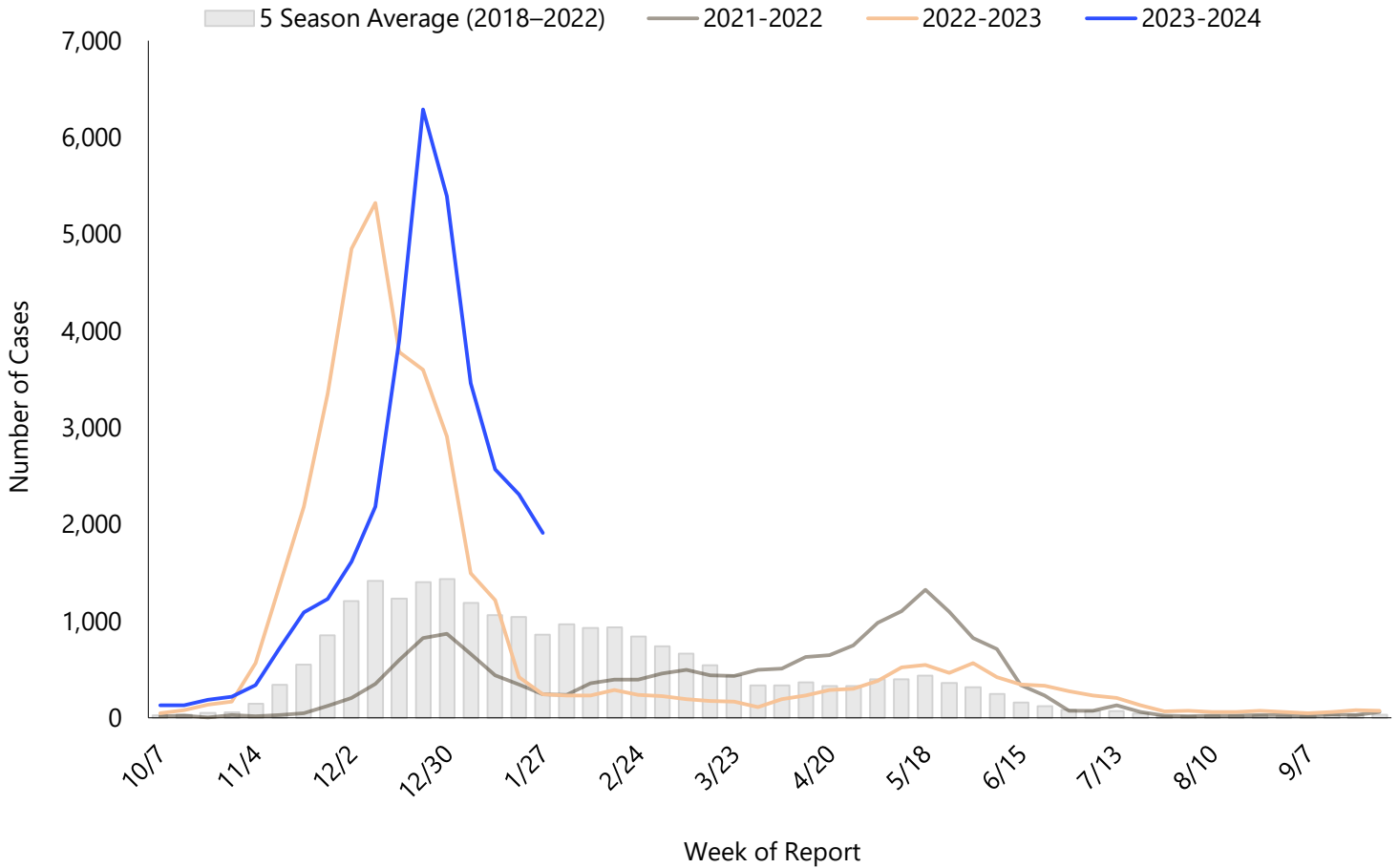
Respiratory Season Activity (Flu, RSV, COVID-19) 2023-2024

Laboratory-Confirmed Respiratory Cases



Laboratory-Confirmed Influenza Activity by Season

In the past week, there were **1,913 laboratory confirmed** influenza cases.

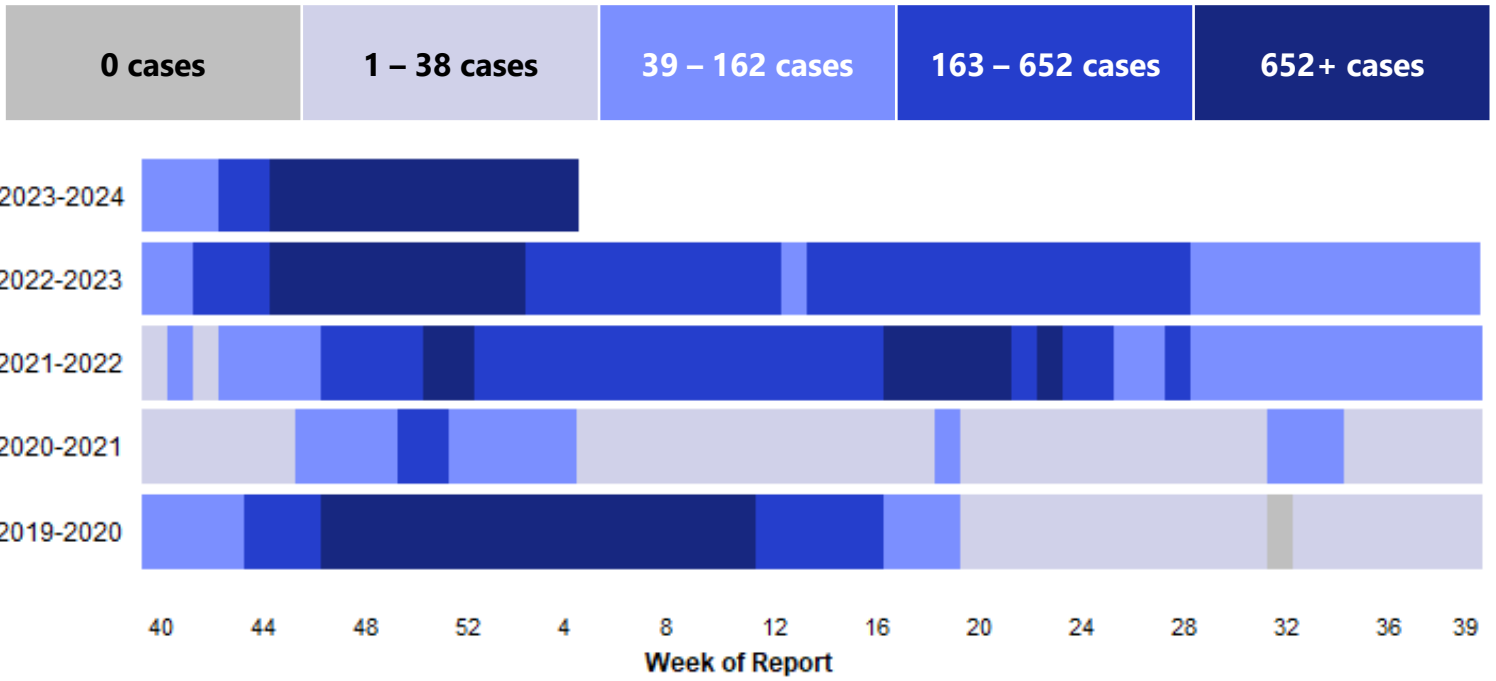


Number of Lab-Confirmed Influenza Cases Reported, by Week of Report: 2018–2023

Table 1: Reported Laboratory-Confirmed Influenza Cases Compared to Past Weeks and Seasons

	Cumulative Season Total	Current Week Total
2023–2024	33,694	1,913
2022–2023	31,763	247
5 season average	12,917	863
% increase, compared to 2022–2023 season	6%	674%
% increase, compared to a typical influenza season	161%	122%
% increase, compared to last week	6%	-17%

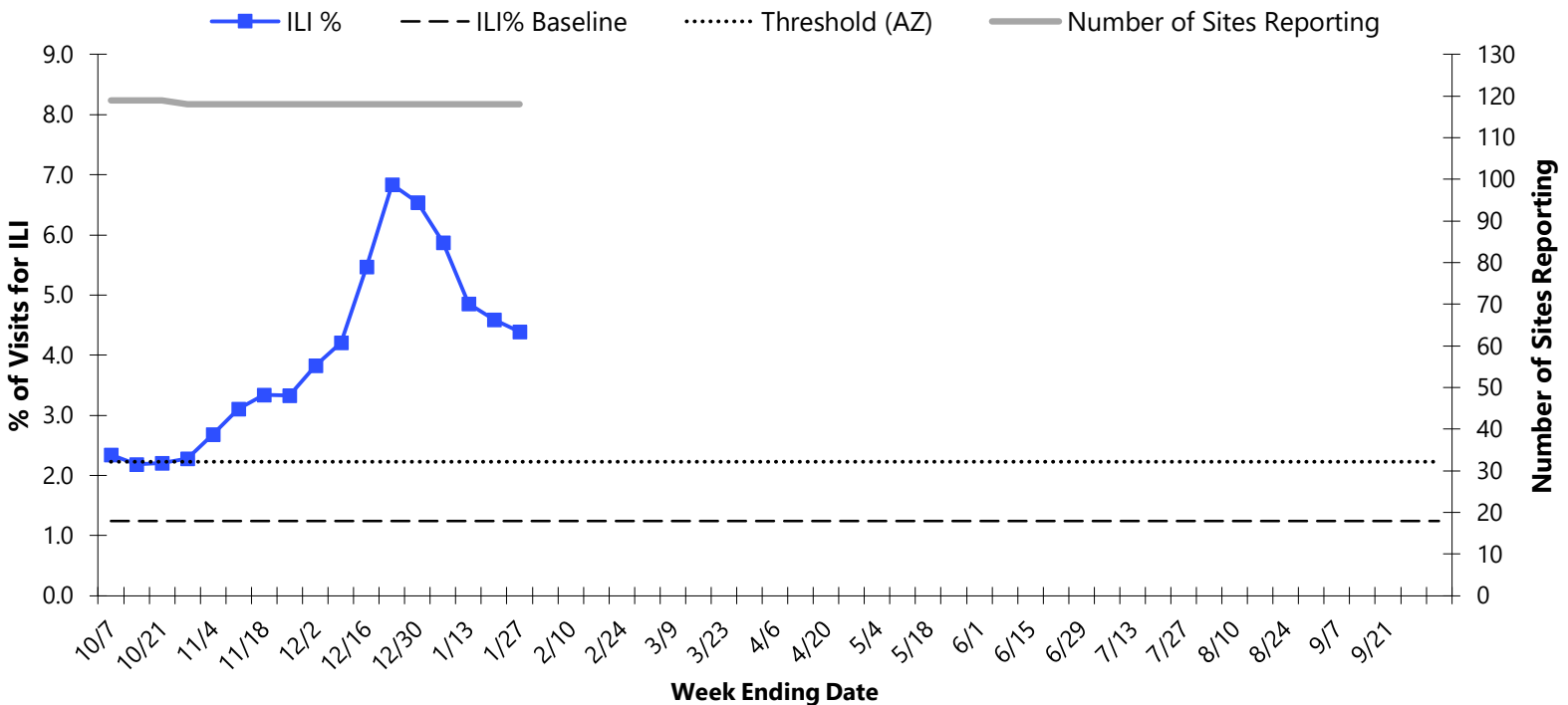
Arizona Influenza Intensity Levels



Influenza-Like Illness (ILI) Surveillance from Sentinel Outpatient Providers

ILI percent was above the epidemic threshold at 4.4% in week 4*.

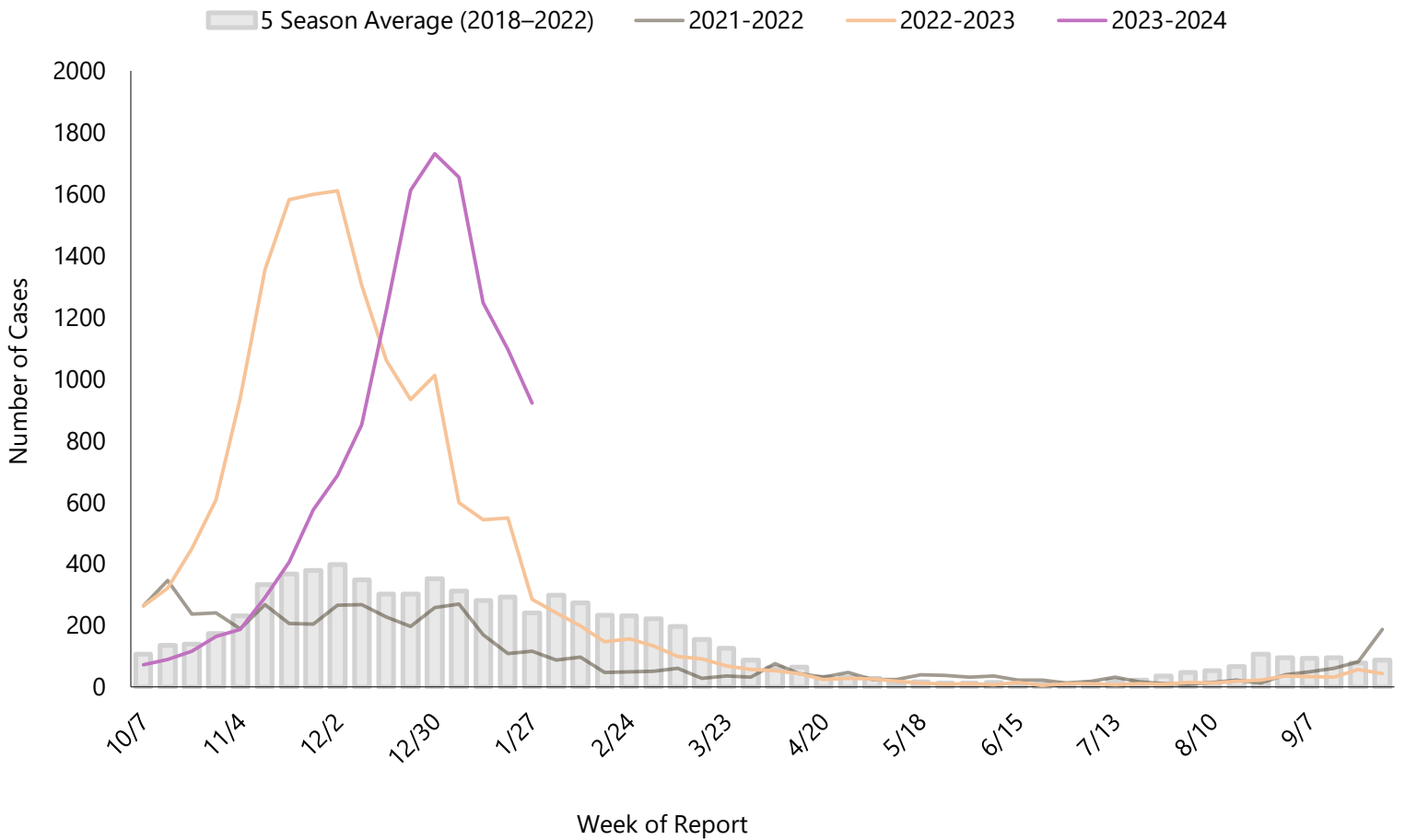
Percentage of Visits for ILI at Sentinel Providers, 2023-2024, Arizona



*Note: The baseline is defined as the mean of the state ILI% in weeks in the 2020–2023 influenza seasons in which two or more consecutive weeks each accounted for less than 2% of the season’s total number of specimens testing positive for influenza at the Arizona State Public Health Laboratory. The epidemic threshold is defined as the mean plus two standard deviations.

Laboratory-Confirmed RSV Activity by Season

In the past week, there were **923 laboratory confirmed RSV cases**.



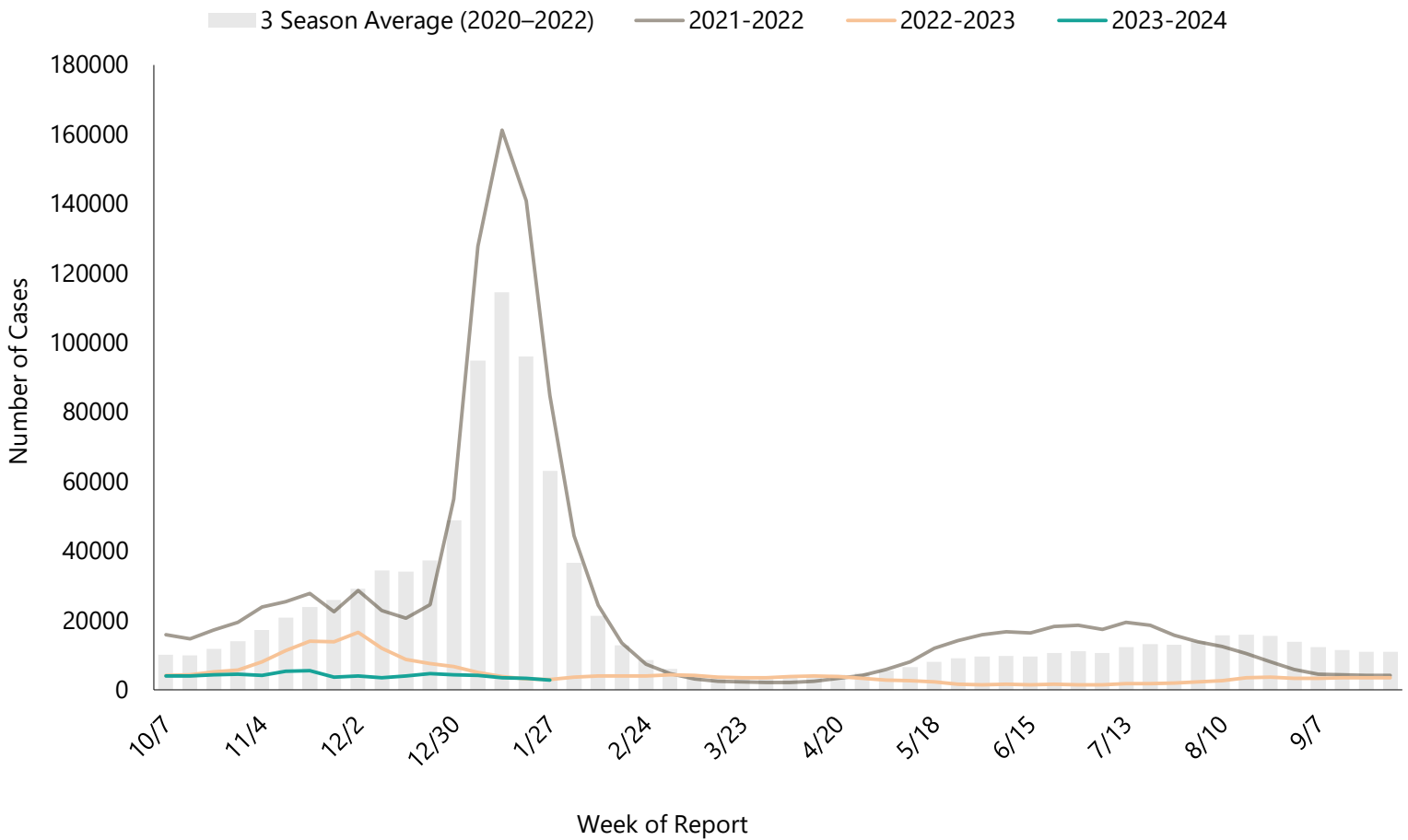
Number of Lab-Confirmed RSV Cases Reported, by Week of Report: 2018–2023

Table 2: Reported Laboratory-Confirmed RSV Cases Compared to Past Weeks and Seasons

	Cumulative Season Total	Current Week Total
2023–2024	12,930	923
2022–2023	15,009	285
5 season average	4,694	241
% increase, compared to 2022–2023 season	-14%	224%
% increase, compared to a typical season	175%	283%
% increase, compared to last week	8%	-16%

Laboratory-Confirmed COVID-19 Activity by Season

In the past week, there were **2,753 laboratory confirmed COVID-19 cases**.



Number of Lab-Confirmed COVID Cases Reported, by Week of Report: 2020–2023

Table 3: Reported Laboratory-Confirmed COVID-19 Cases Compared to Past Weeks and Seasons

	Cumulative Season Total	Current Week Total
2023–2024	69,496	2,753
2022–2023	132,695	2,981
3 season average	501,163	43,028
% increase, compared to 2022–2023 season	-48%	-8%
% increase, compared to a typical season	-86%	-94%
% increase, compared to last week	4%	-18%

About the Data:

2023–2024 Respiratory Season: The season is defined by surveillance weeks. The first day of the 2023–2024 respiratory season was October 1, 2023, or week 40 and the 2023–2024 surveillance season will continue through September 28, 2024, or week 39.

Intensity Levels: Indicator of the intensity of flu activity in Arizona. The current season weekly case counts are classified into ranges that are calculated based on the average of the 5 previous season's data (2018-2023).

Influenza-associated Pediatric Deaths: Influenza-associated pediatric deaths are reportable to the public health departments in Arizona. The 2008–2009 and 2009–2010 seasons showed an increase in influenza-associated deaths in children related to the circulation of the 2009 H1N1 strain. Zero to six deaths were reported in each of the other seasons since 2004.

Influenza-like illness: Defined as a fever of at least 100°F plus cough and/or sore throat. In weeks when a relatively low number of enrolled facilities report data, the ILI proportion may not be as representative of Arizona activity as for other weeks. The state ILI baseline is 1.2% and the epidemic threshold is 2.2%*. Because of the non-specific symptoms of ILI, multiple viruses, including COVID-19, may impact the percentages.