

2024–2025 Respiratory Season (9/29/2024 – 9/27/2025)

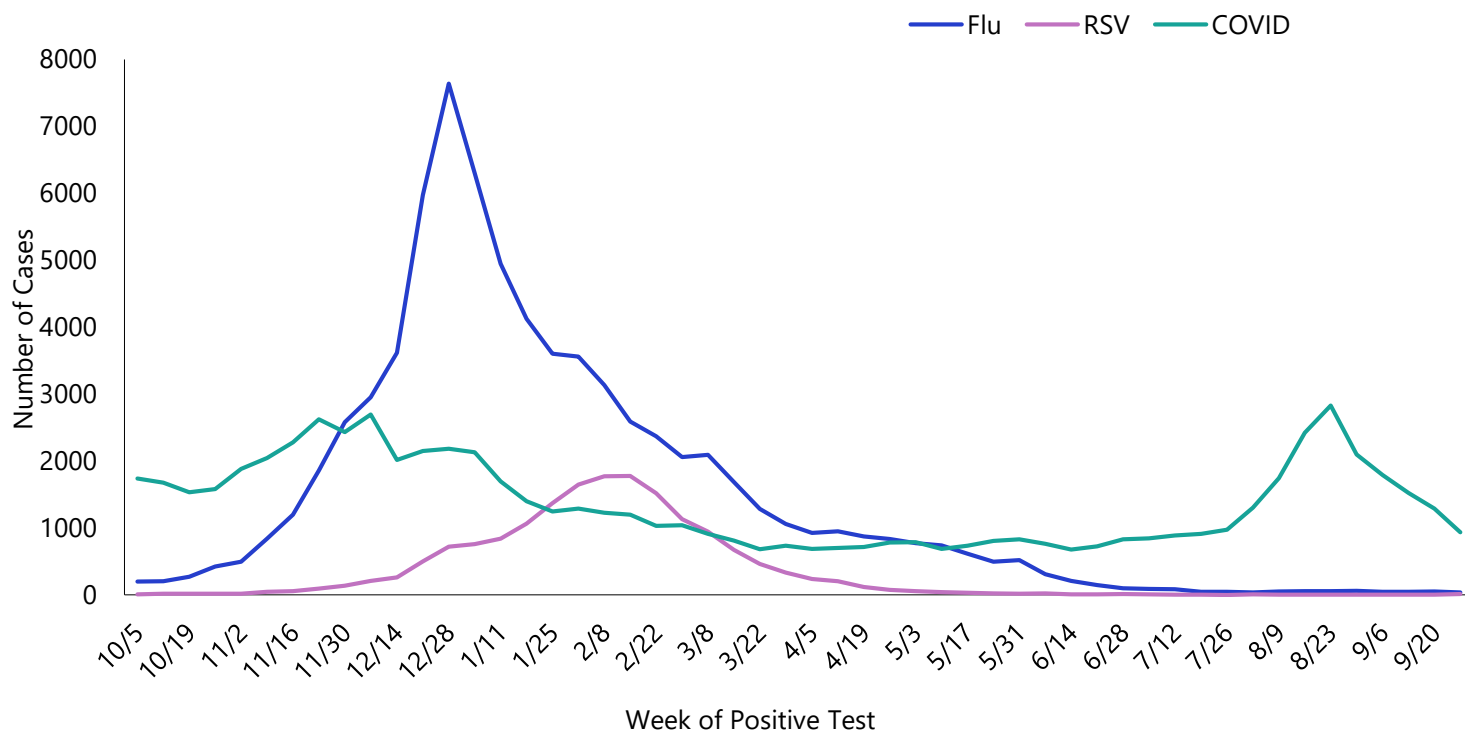
Please see the NEW interactive respiratory dashboards: [Summary](#), [Flu](#), [RSV](#), & [COVID-19](#).

Respiratory Season Synopsis

- Flu, RSV, and COVID-19 activity is trending below their typical seasonal levels. To receive weekly updates, subscribe to the Respiratory Virus Summary at [azhealth.gov/email](mailto:azhealth.gov@email).
- The cases included in this report represent a small proportion of the true number of cases of respiratory diseases. Many people do not visit the doctor when ill and doctors should not be expected to run tests on all patients exhibiting respiratory symptoms.
- Eight influenza-associated pediatric deaths have been reported for the 2024-2025 season. The cases were PCR-positive for influenza A/H1 (3), A/H3 (3), and B (2).
- To date, there are two probable human cases of H5N1 in Arizona. See the [website](#) for more information.

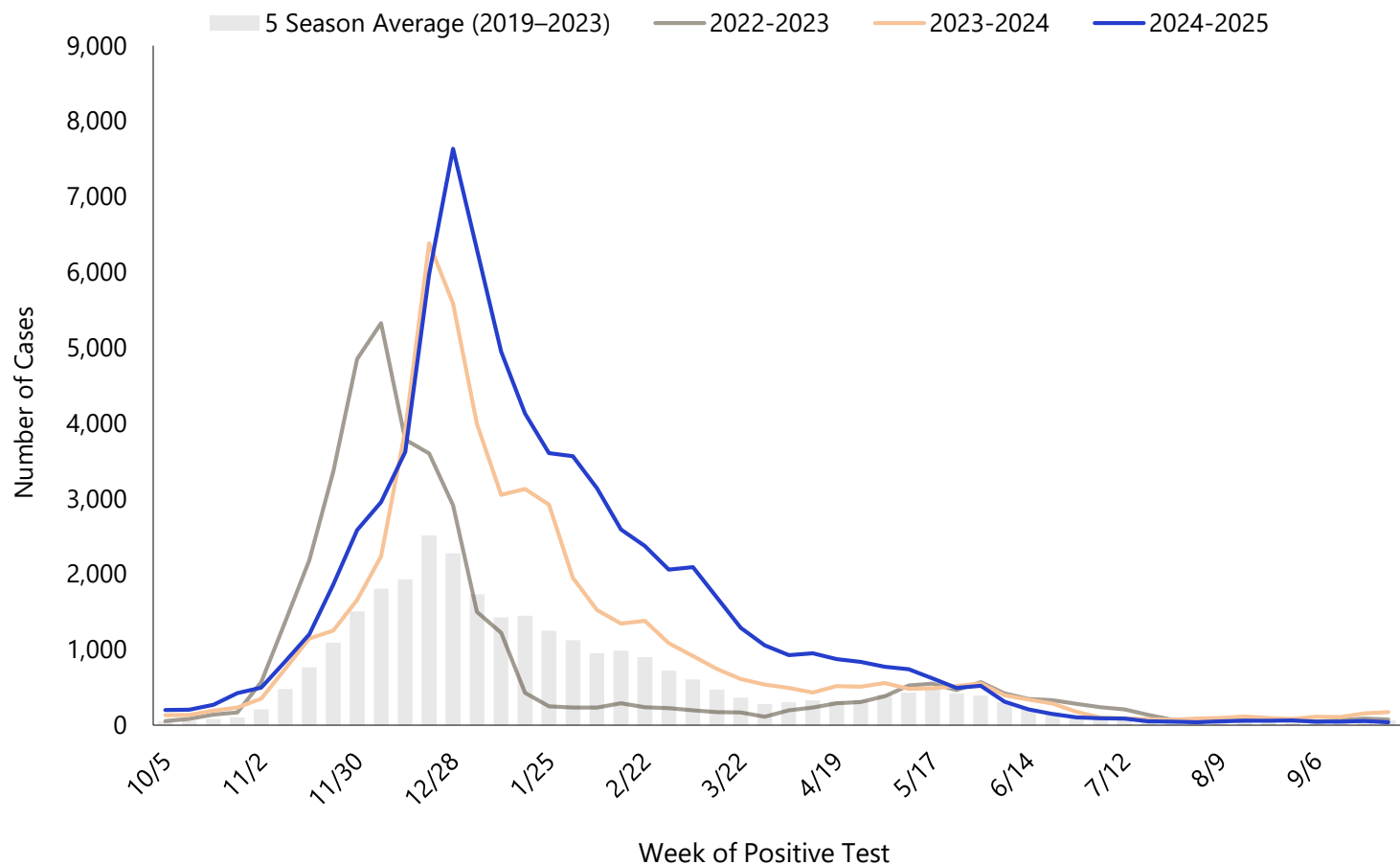
Respiratory Season Activity (Flu, RSV, COVID-19) 2024-2025

Laboratory-Confirmed Respiratory Cases



Laboratory-Confirmed Influenza Activity by Season

In the past week, there were **38 laboratory confirmed** influenza cases.

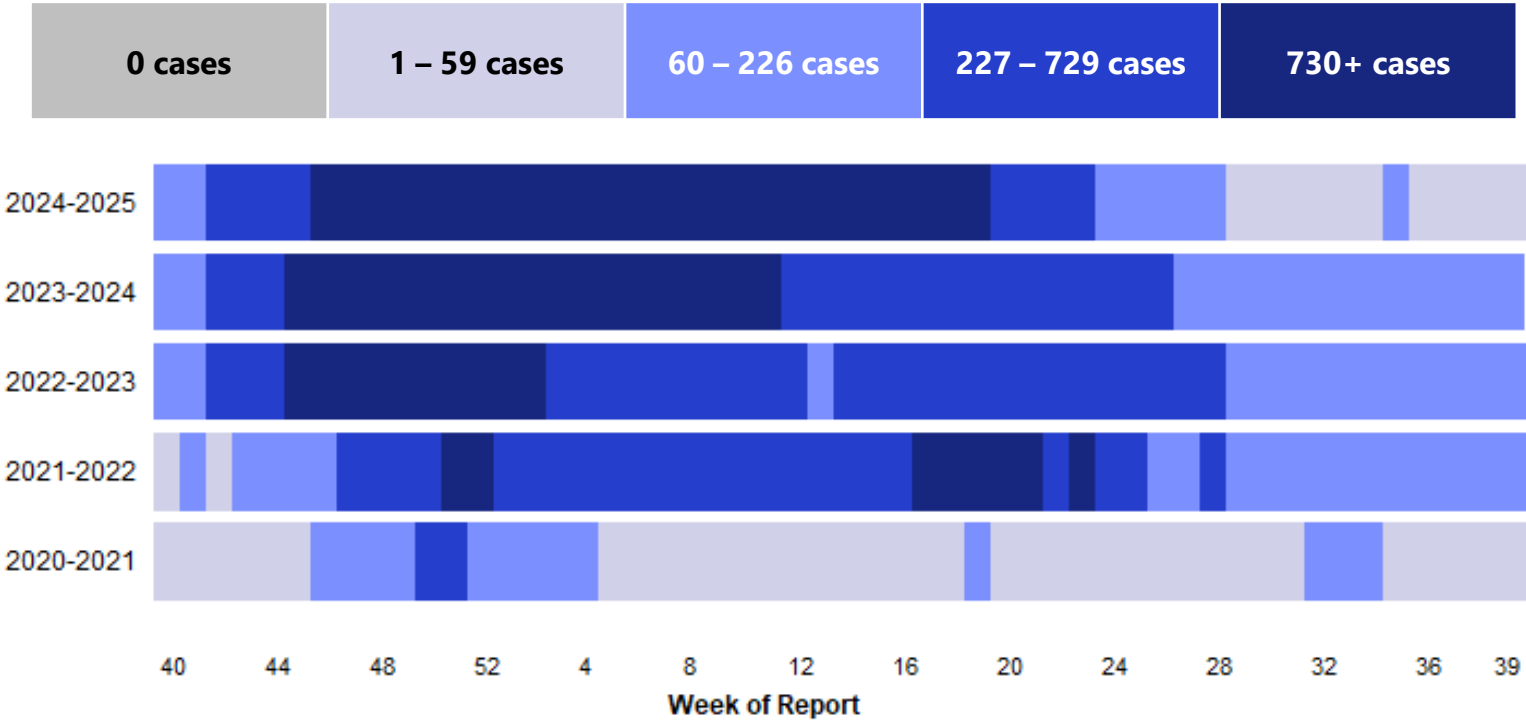


Number of Lab-Confirmed Influenza Cases Reported, by Week of Test: 2019–2024

Table 1: Reported Laboratory-Confirmed Influenza Cases Compared to Past Weeks and Seasons

	Cumulative Season Total	Current Week Total
2024–2025	75,289	38
2023–2024	54,211	170
5 season average	30,001	64
% increase, compared to 2023–2024 season	39%	-78%
% increase, compared to a typical influenza season	151%	-40%
% increase, compared to last week	0%	-27%

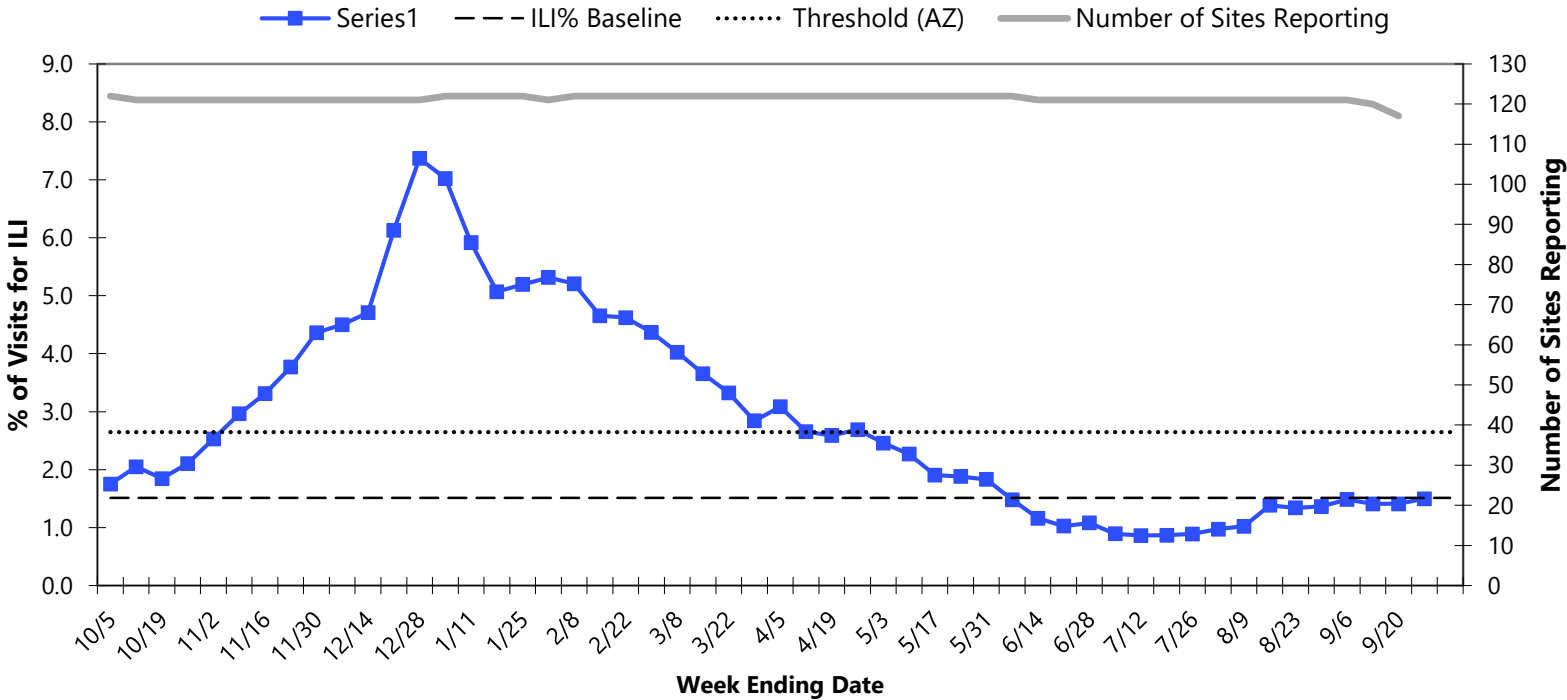
Arizona Influenza Intensity Levels



Influenza-Like Illness (ILI) Surveillance from Sentinel Outpatient Providers

ILI percent was at the baseline at 1.4% in week 38 and below the baseline at 1.5% in week 39*.

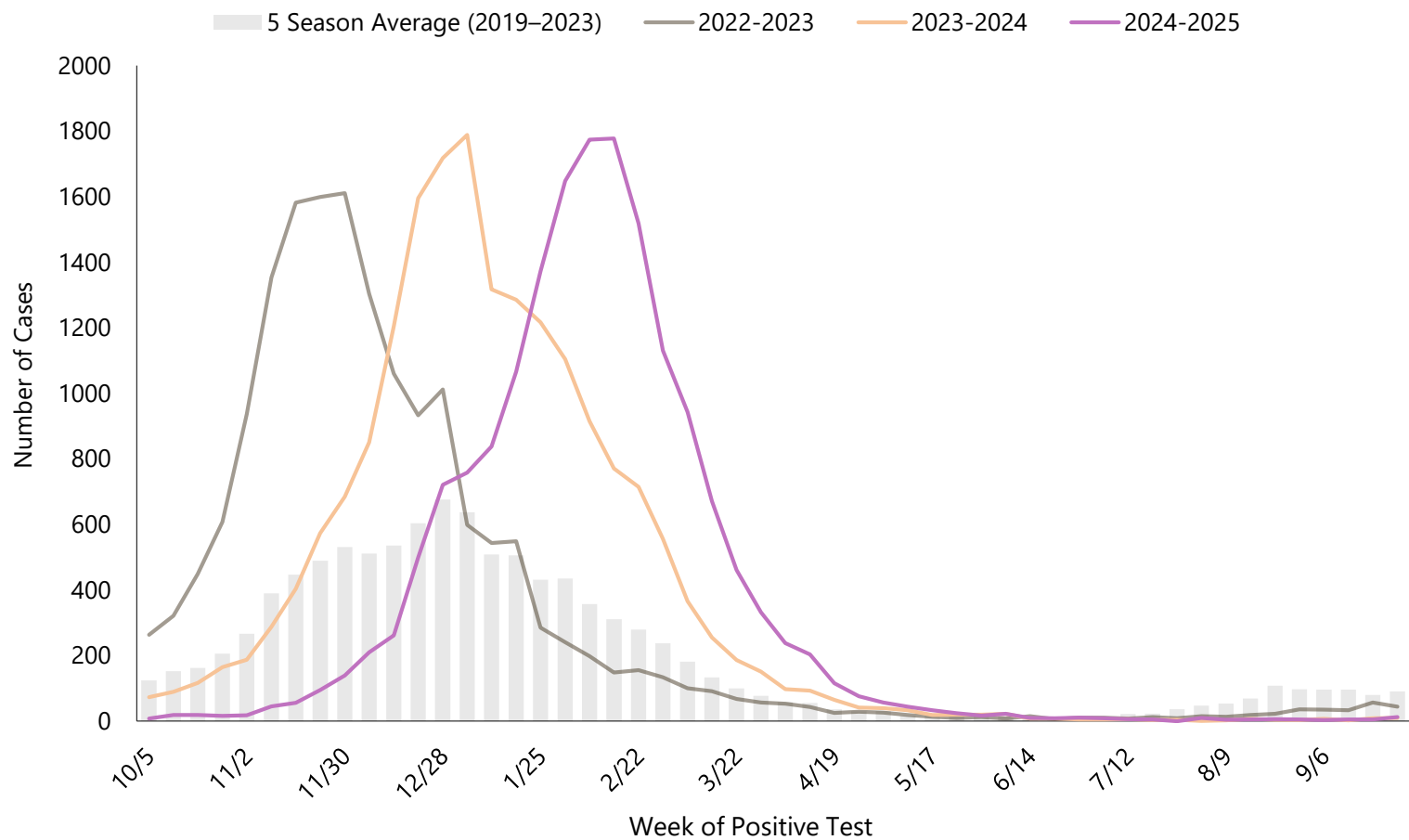
Percentage of Visits for ILI at Sentinel Providers, 2024-2025, Arizona



*Note: The baseline is defined as the mean of the state ILI% in weeks in the 2021–2024 influenza seasons in which two or more consecutive weeks each accounted for less than 2% of the season’s total number of specimens testing positive for influenza at the Arizona State Public Health Laboratory. The epidemic threshold is defined as the mean plus two standard deviations.

Laboratory-Confirmed RSV Activity by Season

In the past week, there were **12 laboratory confirmed RSV cases**.



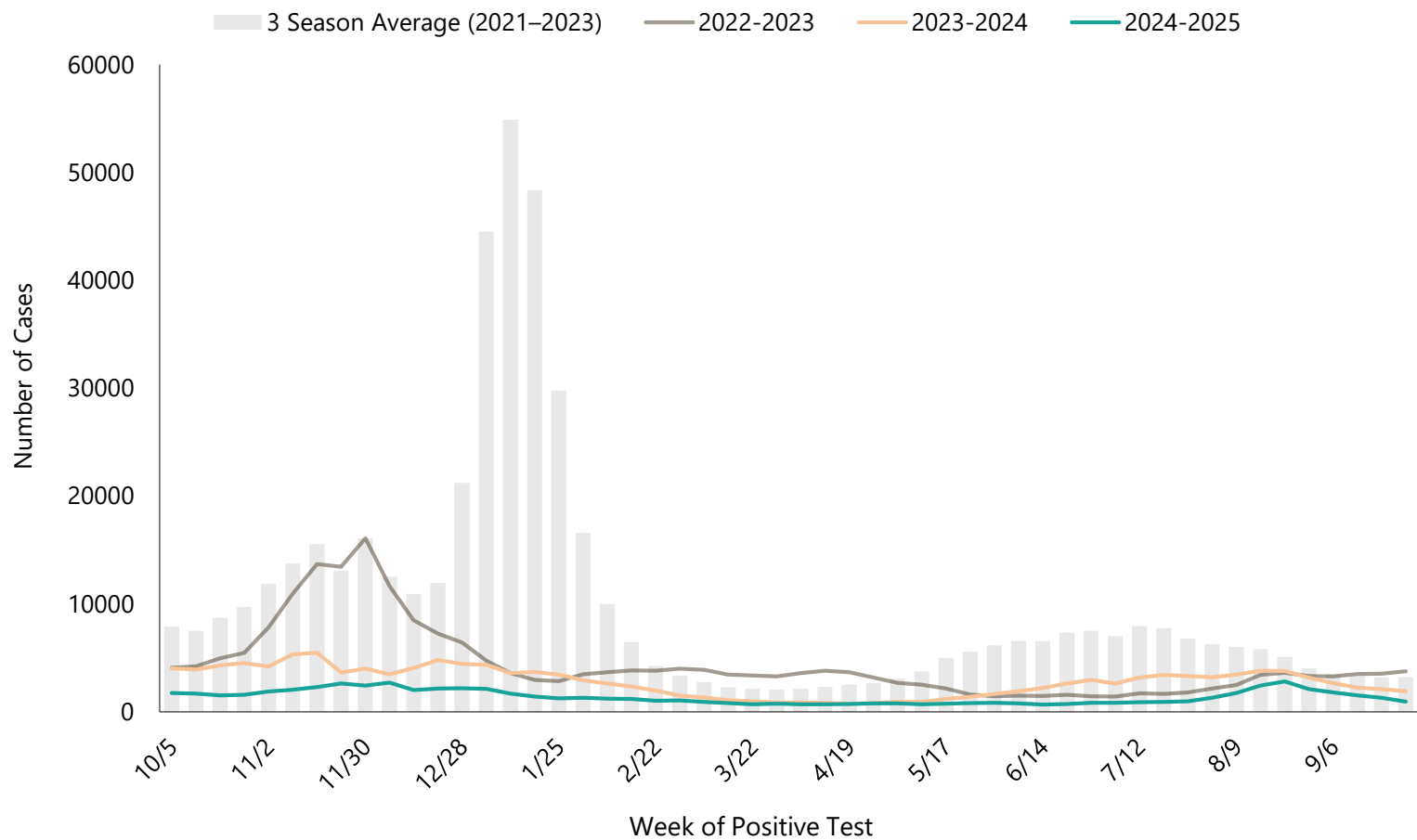
Number of Lab-Confirmed RSV Cases Reported, by Week of Test: 2019–2024

Table 2: Reported Laboratory-Confirmed RSV Cases Compared to Past Weeks and Seasons

	Cumulative Season Total	Current Week Total
2024–2025	17,335	12
2023–2024	19,114	10
5 season average	10,444	91
% increase, compared to 2023–2024 season	-9%	20%
% increase, compared to a typical season	66%	-87%
% increase, compared to last week	0%	140%

Laboratory-Confirmed COVID-19 Activity by Season

In the past week, there were **935 laboratory confirmed COVID-19 cases**.



Number of Lab-Confirmed COVID Cases Reported, by Week of Test: 2021-2024

Table 3: Reported Laboratory-Confirmed COVID-19 Cases Compared to Past Weeks and Seasons

	Cumulative Season Total	Current Week Total
2024-2025	71,519	935
2023-2024	144,673	1,913
3 season average	519,415	3,223
% increase, compared to 2023-2024 season	-51%	-51%
% increase, compared to a typical season	-86%	-71%
% increase, compared to last week	1%	-27%

About the Data:

2024–2025 Respiratory Season: The season is defined by surveillance weeks. The first day of the 2024–2025 respiratory season was September 29, 2024, or week 40 and the 2024–2025 surveillance season will continue through September 27, 2025, or week 39.

Intensity Levels: Indicator of the intensity of flu activity in Arizona. The current season weekly case counts are classified into ranges that are calculated based on the average of the 5 previous season's data (2019-2024).

Influenza-associated Pediatric Deaths: Influenza-associated pediatric deaths are reportable to the public health departments in Arizona. The 2008–2009 and 2009–2010 seasons showed an increase in influenza-associated deaths in children related to the circulation of the 2009 H1N1 strain. Zero to six deaths were reported in each of the other seasons since 2004.

Influenza-like illness: Defined as a fever of at least 100°F plus cough and/or sore throat. In weeks when a relatively low number of enrolled facilities report data, the ILI proportion may not be as representative of Arizona activity as for other weeks. The state ILI baseline is 1.5% and the epidemic threshold is 2.6%*. Because of the non-specific symptoms of ILI, multiple viruses, including COVID-19, may impact the percentages.