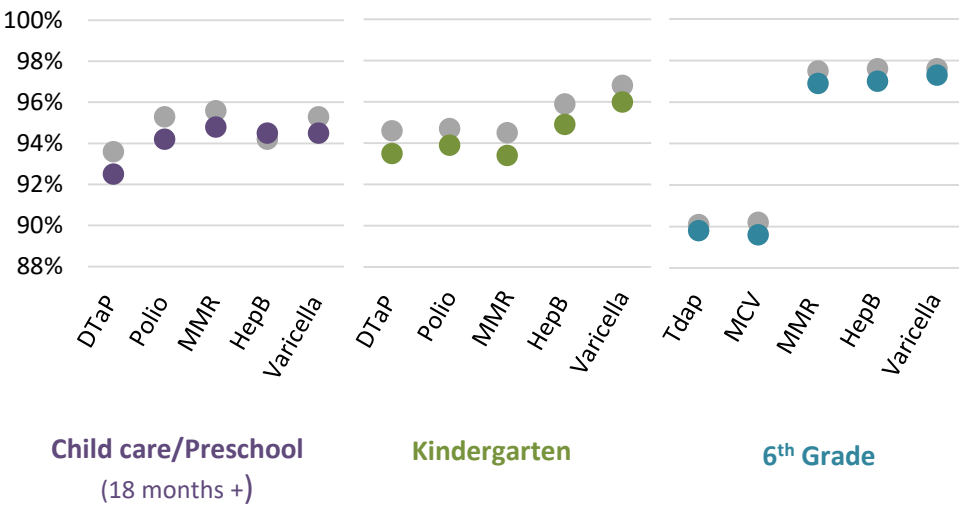


2017 Arizona Immunization Coverage Status

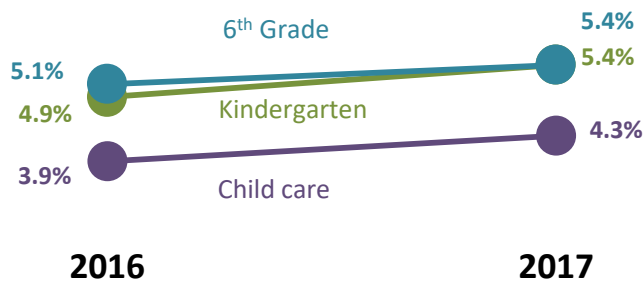
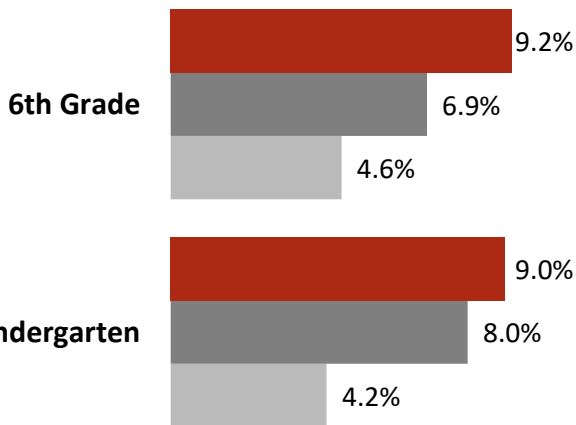
Immunization rates* have **decreased** across age groups from 2012 to 2017.



In the event of an outbreak, over **5,000** Arizona kindergarteners would be at risk for **measles**.

Non-medical exemption** rates are highest in **charter** schools, followed by **private** and **public** schools in 2017.

Non-medical** exemption rates have **increased** from 2016.



7,066 Arizona children in the surveyed grades* were exempt from every school-required vaccine in 2017.

**Non-medical exemptions refer to children who are not immunized due to parental religious (child care) or other personal (K-12) beliefs.

*All coverage and exemption rates were obtained from the Arizona Immunization Data Reports for child care, kindergarten, and 6th grade.