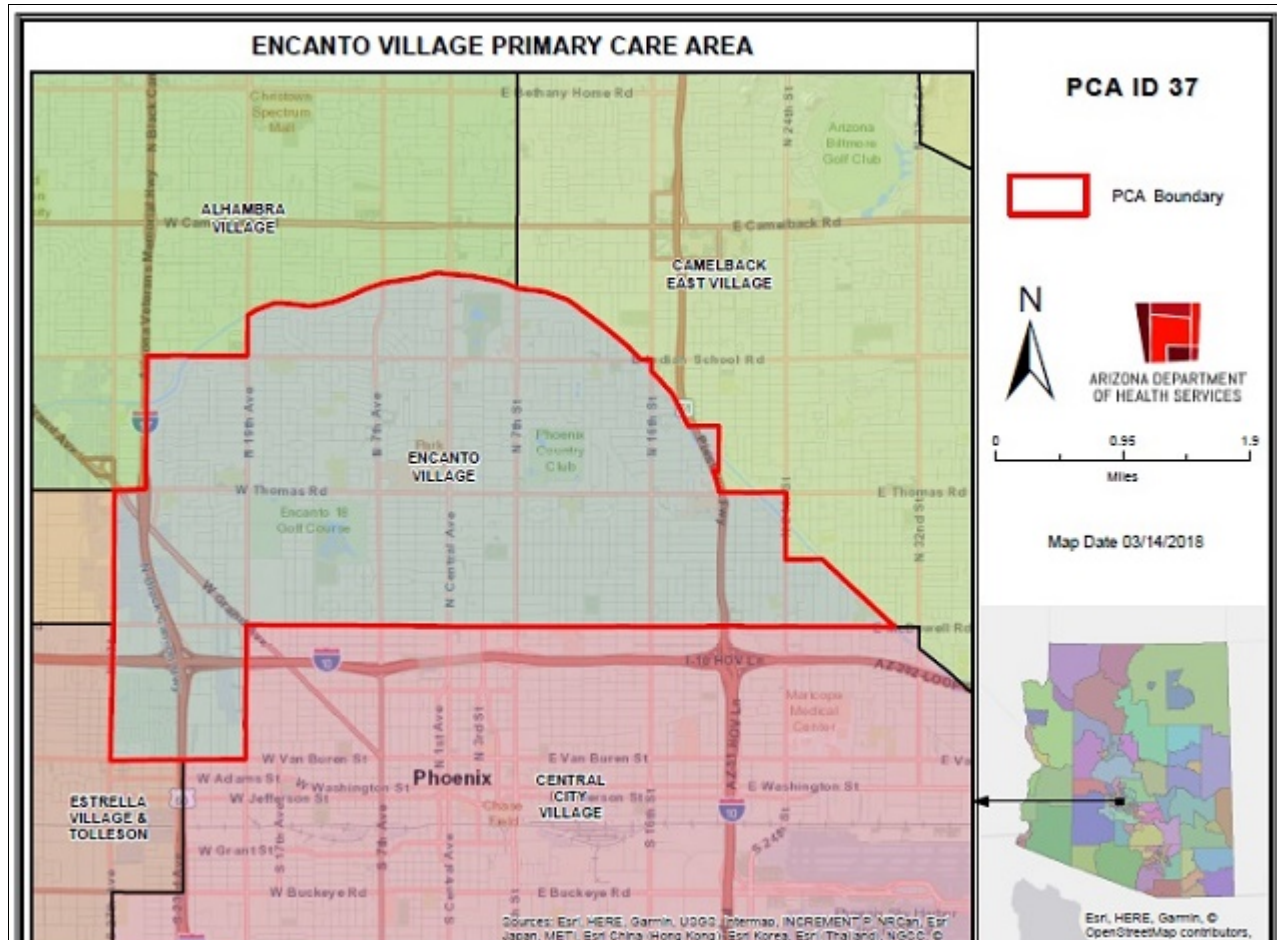


Encanto Village Primary Care Area (PCA) 2021 STATISTICAL PROFILE

For definitions and sources of data used in these profiles, see:

<http://www.azdhs.gov/documents/prevention/health-systems-development/data-reports-maps/reports/datadocu.pdf>

| | | |
|---------------------|--|--|
| DESCRIPTION OF AREA | PCA Number | 37 |
| | Major Population Center | Phoenix |
| | County | MARICOPA |
| | Health Planning Region | 1 |
| | Primary Care Score | 38 |
| | Rural Code Designation: | URBAN |
| | Special Tax District? | A |
| | State House Legislative District | 26, 5 |
| | Designated as AzMUA? | Yes |
| | Designated as Primary Care HPSA | No |
| | Designated as Federal MUA/P | 47.30, MUA, (Rio Salado), 60.90, MUP-Low Inc, (I-17 Corridor), 56.6, MUP, (South Central |
| | Next Nearest Provider | Glendale |
| | 2nd Nearest Provider | Guadalupe |
| | Travel Distance to Next Nearest Provider | 9.39 miles |
| | Travel Distance to 2nd Nearest Provider... | 10.6 miles |



| DEMOGRAPHICS | Encanto Village | COUNTY | HEALTH PLANNING REGION | ARIZONA |
|---|-----------------|------------|------------------------|------------|
| POPULATION | 60,207 | 4,507,419 | 5,000,072 | 7,285,370 |
| Population Density | 5,151.5 | 488.6 | 257.8 | 63.9 |
| Persons By Age | | | | |
| 0-14 | 10,174 | 888,000 | 984,164 | 1,384,121 |
| 15-19 | 3,622 | 301,853 | 332,319 | 485,151 |
| 20-44 | 25,204 | 1,540,894 | 1,699,924 | 2,400,824 |
| 45-64 | 15,738 | 1,080,448 | 1,200,318 | 1,745,588 |
| 65-84 | 5,608 | 602,799 | 703,369 | 1,142,268 |
| 85 + | 671 | 80,234 | 89,436 | 139,201 |
| Race/Ethnicity | | | | |
| White | 72.5% | 75.9% | 75.5% | 75.8% |
| American Indian | 4.7% | 2.0% | 2.4% | 4.0% |
| Black | 6.9% | 5.0% | 5.0% | 4.2% |
| Asian/Pacific Islander | 3.7% | 3.8% | 3.6% | 3.1% |
| Other | 12.2% | 13.3% | 13.5% | 12.9% |
| Hispanic | 40.1% | 30.5% | 30.2% | 30.5% |
| Communities of Color | 57.1% | 46.7% | 46.3% | 46.6% |
| Gender | | | | |
| Females | 48.1% | 50.6% | 50.3% | 50.3% |
| Males | 51.9% | 49.4% | 49.7% | 49.7% |
| Single Parent Families | 34.6% | 27.1% | 26.6% | 26.9% |
| Female Headed Households | 29.4% | 26.2% | 25.8% | 26.4% |
| Disability Population | 11.2% | 11.4% | 11.9% | 13.2% |
| Speak Other Than English at Home | 37.8% | 26.6% | 26.0% | 26.7% |
| INCOME | | | | |
| Population below 100% FPL | 19.0% | 12.7% | 12.7% | 14.1% |
| Population below 200% FPL | 39.3% | 30.0% | 30.4% | 33.0% |
| Median Household Income | \$58,335 | \$76,697 | \$72,322 | \$62,115 |
| Children <12 in Poverty | 27.8% | 19.0% | 19.0% | 20.7% |
| EDUCATION | | | | |
| Less Than 9th Grade Education | 7.3% | 5.2% | 5.1% | 5.0% |
| 9th-12th Grade, No Diploma | 10.2% | 6.3% | 6.6% | 7.0% |
| High School Graduate | 18.3% | 22.3% | 23.2% | 23.8% |
| Some College | 20.4% | 23.9% | 24.2% | 24.9% |
| College or Professional Degree Holder | 43.7% | 42.1% | 40.9% | 39.1% |
| MISCELLANEOUS | | | | |
| Overnight Tourist Visits | 232,863 | 17,332,506 | 20,490,645 | 49,599,807 |
| Unemployed | 8.7% | 8.0% | 8.4% | 10.0% |
| "Uninsured" Births | 1.7% | 1.7% | 1.9% | 2.3% |
| Medicare Beneficiaries | 96.0% | 95.7% | 95.9% | 96.3% |
| Medically Uninsured | 16.4% | 10.9% | 10.7% | 10.6% |
| Transportation Score | 111 | 94 | 107 | 113 |

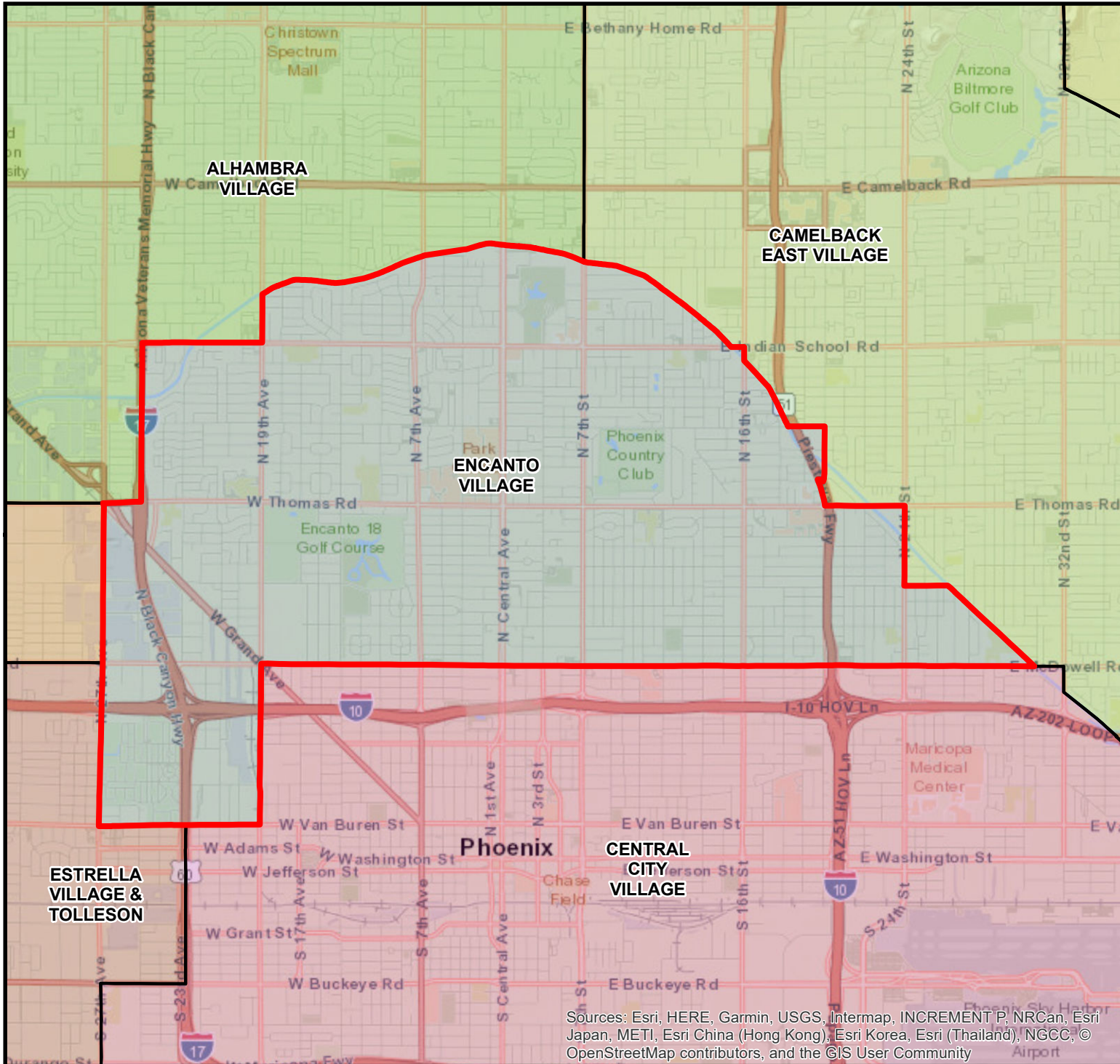
| RESOURCES | Encanto Village | COUNTY | HEALTH PLANNING REGION | ARIZONA |
|---|---|---------------|------------------------|-----------|
| FACILITIES | | | | |
| General Hospitals | Yes | 34 | 40 | 71 |
| Hospital Beds/1000 Residents | 9.7 | 1.9 | 1.8 | 1.9 |
| Designated as Sole Community Provider? | Yes | 21 | 27 | 56 |
| Specialty Beds | 579 | 2,873 | 2,873 | 3,645 |
| Skilled Nursing Facilities | 2 | 63 | 68 | 102 |
| Nursing Beds | 246 | 7,369 | 7,866 | 11,632 |
| SERVICES | | | | |
| Licensed Home Health Agencies | 6 | 110 | 116 | 179 |
| Ambulatory Care Sites Type | A, B, C, D, E | A, B, C, D, E | A, B, C, D, E | A,B,C,D,E |
| Licensed Pharmacies | 21 | 862 | 923 | 1,332 |
| Certified Ambulance Services | 0 | 26 | 36 | 106 |
| PERSONNEL | | | | |
| Primary Care Providers | 718.0 | 6,554 | 6,760 | 9,751 |
| Ratio-Population:Provider | 84 :1 | 688:1 | 740 :1 | 747 :1 |
| Nurse Practitioners | 57 | 5,800 | 6,649 | 9,932 |
| Physician Assistants | 160 | 2,340 | 2,419 | 3,049 |
| Registered Nurses | 692 | 51,959 | 55,813 | 80,111 |
| Midwives | 9 | 177 | 188 | 312 |
| Dentists | 36 | 3,127 | 3,227 | 4,325 |
| UTILIZATION | | | | |
| AMBULATORY CARE SENSITIVE CONDITIONS | | | | |
| ACSs/1000 Residents Age <65 | 39.4 | 33.2 | 33.8 | 34.5 |
| Points Above/Below (-) Statewide Average | 4.8 | -1.3 | -0.8 | *** |
| HOSPITALIZATION | | | | |
| Inpatient Days/1000 Residents | 713 | 562 | 566 | 570 |
| Inpatient Days/1000 by Age Group: | | | | |
| 0-14 yrs | 652 | 320 | 323 | 320 |
| 15-19 yrs | 781 | 294 | 299 | 285 |
| 20-44 yrs | 480 | 412 | 411 | 400 |
| 45-64 yrs | 756 | 600 | 602 | 611 |
| 65-84 yrs | 1,480 | 1,192 | 1,167 | 1,122 |
| 85+ yrs | 1,656 | 1,893 | 1,841 | 1,815 |
| Leading Diagnosis | Acute upper respiratory i | | | |
| Leading Procedure | Detoxification Services for Substance Abuse Treatment | | | |
| (Non-maternity related) | | | | |

*** Not Applicable, ++ Insufficient Data, ## Not Available

| HEALTH STATUS | Encanto Village | COUNTY | HEALTH PLANNING REGION | ARIZONA |
|--|--|--------|------------------------|---------|
| INFANT MORTALITY RATE | 16.2 | 5.6 | 5.6 | 5.7 |
| MORTALITY, LEADING CAUSE OF DEATH | | | | |
| Infant | Disorders related to short gestation and low birth w | | | |
| Child (1-14) | Unspecified multiple injuries | | | |
| Adolescent (15-19) | Poisoning by narcotics and psychodysleptics [hallu | | | |
| Young Adult (20-44) | Assault by other and unspecified firearm discharge | | | |
| Mid Age (45-64) | Chronic ischaemic heart disease | | | |
| Elderly (65-84) | Chronic ischaemic heart disease | | | |
| Aged (85+) | Chronic ischaemic heart disease | | | |
| PERCENT PREMATURE MORTALITY | 67.0% | 53.7% | 54.6% | 54.9% |
| NATALITY | | | | |
| Fertility Rate/1000 Females 15-44 yrs | 55.8 | 61.6 | 61.6 | 61.4 |
| Birth Rate/1000 Residents | 13.1 | 12.5 | 12.3 | 11.8 |
| 0-4 Prenatal Care Visits/1000 Births | 64.1 | 50.0 | 50.6 | 66.5 |
| Prenatal Care Began: | | | | |
| None | 6.6% | 5.7% | 5.8% | 5.6% |
| Trimester One | 67.0% | 72.6% | 72.5% | 70.4% |
| Trimester Two | 19.9% | 16.7% | 16.7% | 18.1% |
| Trimester Three | 6.3% | 4.9% | 4.9% | 5.9% |
| Unknown | 0.2% | 0.1% | 0.1% | 0.0% |
| Low-weight Births/1000 Live Births | 78.6 | 72.3 | 72.3 | 72.8 |
| Teen Births/1000 Females 14-19 yrs | 27.9 | 19.3 | 19.7 | 20.2 |
| Area Location IDs: | | | | |
| <small>Census Tracts: 040131086.01, 040131089.01, 040131104.00, 040131105.01, 040131105.02, 040131106.00, 040131107.01, 040131107.02, 040131115.01, 040131116.01, 040131116.02, 040131117.00, 040131118.00, 040131119.00, 040131127.00, 040131168.00, 040131170.00, 040131171.00</small> | | | | |
| Other Places in area: | | | | |
| Encanto Village | | | | |
| *** Not Applicable, ++ Insufficient Data, ## Not Available | | | | |

ENCANTO VILLAGE PRIMARY CARE AREA

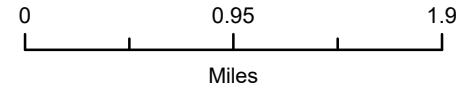
PCA ID 37



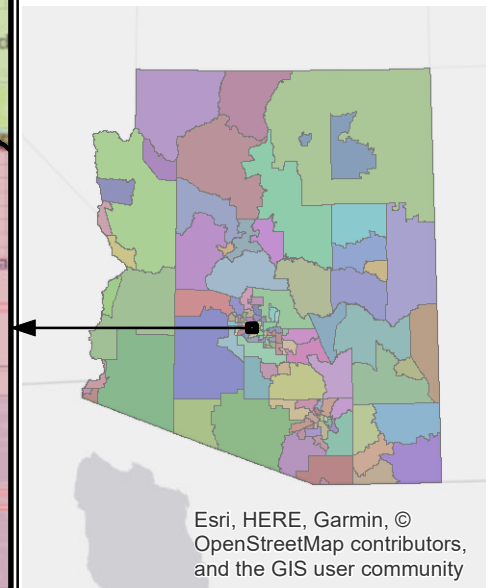
PCA Boundary



ARIZONA DEPARTMENT
OF HEALTH SERVICES



Map Date 03/14/2018



Sources: Esri, HERE, Garmin, USGS, Intermap, INCREMENT P, NRCan, Esri Japan, METI, Esri China (Hong Kong), Esri Korea, Esri (Thailand), NGCC, © OpenStreetMap contributors, and the GIS User Community

Esri, HERE, Garmin, © OpenStreetMap contributors, and the GIS user community