

ARIZONA PRIMARY CARE OFFICE

MARCH 2021

ARIZONA PRIMARY CARE NEEDS ASSESSMENT



**BUREAU OF WOMEN'S AND CHILDREN'S HEALTH
ARIZONA DEPARTMENT OF HEALTH SERVICES**

SUMMARY


The Arizona Primary Care Office (PCO), within the Arizona Department of Health Services, compiled a variety of data related to health outcomes and access to primary care. The data was analyzed to identify the state's communities with the greatest unmet health care needs, and will be used to target future shortage designation, community development and workforce program efforts. This report summarizes key findings from this needs assessment.

FUNDING SOURCE

Funding to support the development of this publication was provided by the Health Resources and Services Administration (HRSA) of the U.S. Department of Health and Human Services (HHS) (State Primary Care Office Cooperative Agreement). The report's content and conclusions are those of the authors and should not be construed as the official position or policy of, nor should any endorsements be inferred by HRSA, HHS or the U.S. Government.

CONTENTS

Introduction.....	03
Overview: Access to Care in Arizona.....	04
Health Professional Shortage Areas.....	06
Arizona's Primary Care Areas.....	07
Background & Methodology.....	08
Primary Care Index.....	09
Assessment Findings.....	10
Other Statewide Assessments.....	15
Conclusion & Action Steps.....	20
Appendix A: List of AzMUAs.....	22
Appendix B: AzMUA Map.....	36
Appendix C: Az Loan Repayment Program Sites.....	37



INTRODUCTION

The Arizona Primary Care Office (PCO) is located within the Bureau of Women's and Children's Health (BWCH) at the Arizona Department of Health Services (ADHS). The mission of the Arizona PCO is to optimize the health of Arizona's residents by developing and strengthening systems services to expand access to primary care and other services with emphasis on the health needs of underserved people and areas. BWCH receives Primary Care Office Cooperative Agreement funds from the Health Resources and Services Administration (HRSA) of the U.S. Department of Health and Human Services (HHS) to support its work in increasing access to care for the underserved through:

- Developing and implementing strategies for strengthening the primary care/health care delivery system, and providing technical assistance to statewide partners in these efforts
- Administering programs to increase the number of providers/ improve services in underserved areas
- Identifying areas that need improved health services, and assisting those communities with federal and state shortage designations

PRIMARY CARE NEEDS ASSESSMENT

A required deliverable of the HRSA Primary Care Office Cooperative Agreement is a statewide primary care needs assessment. In planning the needs assessment, the Arizona PCO (AzPCO) decided to draw upon other existing statewide data gathering - both internal to the AzPCO and among partners. In particular, this assessment highlights data gathered as part of the AzPCO's Arizona Medically Underserved Areas (AzMUA) report preparation. The AzMUA report is mandated by A.R.S. § 36-2352 and is used for planning the delivery of primary care services. Other issues related to access to comprehensive primary care, health status and disparities are summarized from published partner reports such as the AZ Statewide Maternal and Child Health Needs Assessment, Arizona State Health Assessment, Maternal Mortalities and Severe Maternal Morbidity in Arizona Report, and Workforce Reports from the Arizona Center for Rural Health.

This report summarizes key findings from this needs assessment, including identification of Arizona's communities with the greatest unmet health care needs, disparities and health workforce shortages. Future action steps are outlined to improve access to care in those communities most in need.

OVERVIEW: ACCESS TO CARE IN ARIZONA



Arizona is one of the fastest growing and diverse states in the U.S. - eighth in the nation for overall population growth from 2010 to 2019 (13.9% growth), and second in the nation for growth in 2020 alone (1.78%). Growth is expected to continue by an additional 30% by 2055. Arizona is an incredibly diverse state of approximately 7.4 million residents, with both the fifth largest city and the fifth largest portion of frontier area in the nation, a 389-mile international border with Mexico, and twenty-two sovereign American Indian communities. Forty-six percent of its residents are part of a minority racial or ethnic group.

Workforce

Arizona's healthcare workforce has not kept pace with the state's rapid population growth - evident in the state's total 644 federally designated Health Professional Shortage Areas (HPSAs) consisting of 220 primary care, 211 dental, and 213 mental health designations, as well as 37 Medically Underserved Areas (MUAs) and 10 Medically Underserved Population (MUPs) designations. Arizona needs an additional 558 full-time primary care physicians, 381 dentists, and 178 psychiatrists statewide to eliminate the existing HPSAs. Rural areas, in particular, face challenges in recruiting providers.

Health Insurance Status

Lack of, or limited, health insurance presents challenges to many in Arizona, where approximately 2.2 million people are enrolled in Medicaid, 1.4 million are enrolled in Medicare, and more than 789,000 remain uninsured. The statewide uninsured rate (11.1%) is 10th highest in the United States, and nearly two percentage points higher than the national average (9.2%). The uninsured rate among children ages 0-18 in Arizona (8.7%) is third highest in the country.

OVERVIEW: ACCESS TO CARE IN ARIZONA

Socioeconomic Barriers to Care

Socioeconomic barriers to care are prevalent in Arizona, which has the country's 13th highest overall poverty rate (13.5%). The U.S. Department of Agriculture, Economic Research Service 2018 estimates show that poverty in rural Arizona (26.9%) far exceeded the rate in urban areas of the state (13.4%). There are also dramatic disparities in poverty among certain race/ethnic groups in the state, with 29.0% of American Indians, 18.2% of Hispanics, and 17.5% of African Americans living in poverty. Arizona's unemployment rate (7.5%) is 13th highest in the U.S. According to 2020 point in time estimates, nearly 11,000 people were experiencing homelessness in Arizona - and that number likely has increased over the past year of the pandemic. Indeed, all this translates into reduced access to care - 14% of adult Arizonans reported not having seen a doctor in the past 12 months due to cost, and 44% of children in Arizona do not have a medical home.

Geographic Barriers to Care

Arizona's famous landmarks - canyons, valleys, and mountains - lend transportation challenges in addition to beauty. Beyond the Phoenix metro area, the state's population is dispersed across vast rural and frontier communities. Arizona's population per square mile is just 56.3, compared to 87.4 nationally. Long distances, dirt roads and even border patrol checkpoints can all present barriers to accessing health care for some Arizonans.

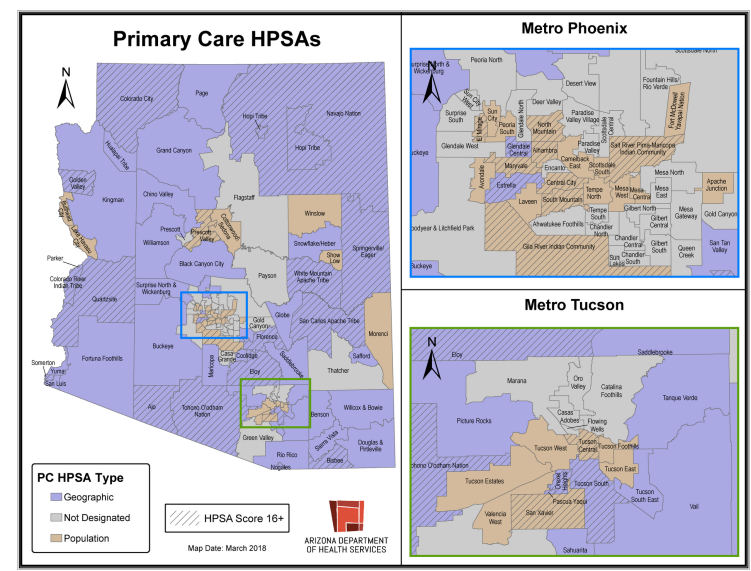
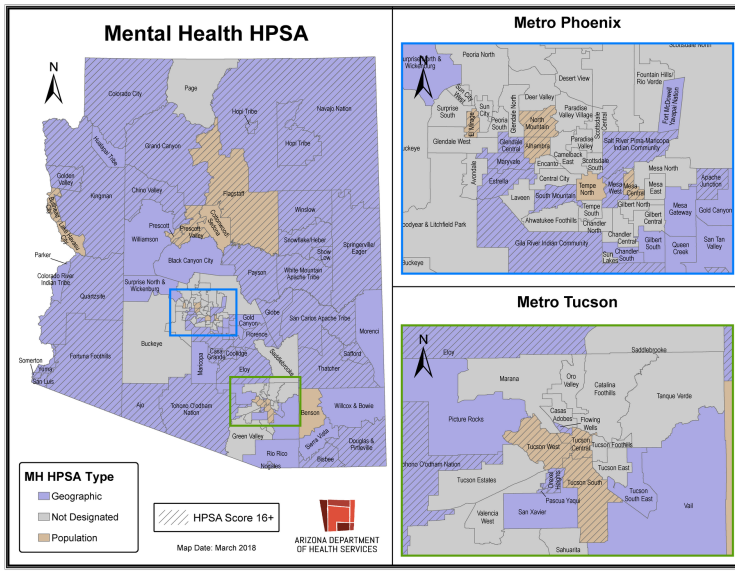
Linguistic and Cultural Barriers to Care

More than a quarter (27.2%) of Arizonans reported speaking a language other than English at home, compared to 21.5% nationally, and that rate was as high as 79.7% in one Arizona/Mexico border county. Culturally and linguistically appropriate health care services are lacking in many communities in Arizona.



HEALTH PROFESSIONAL SHORTAGE AREAS (HPSA)

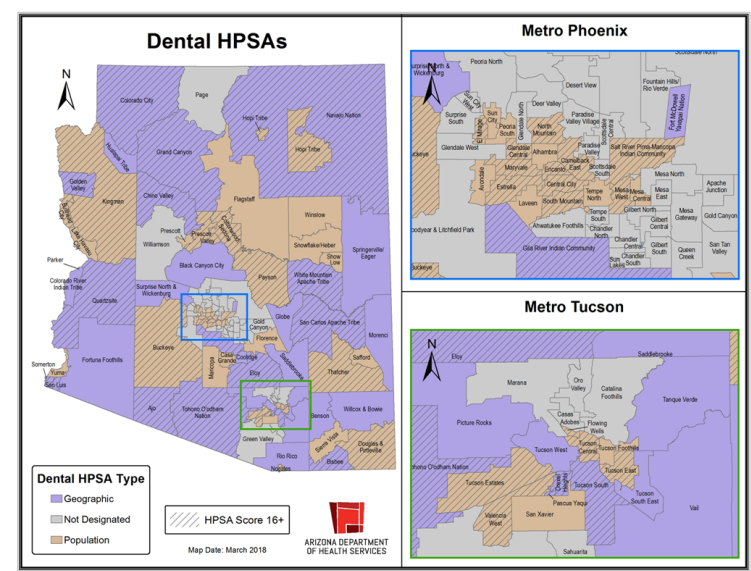
Arizona currently has a total of **644** federally-designated HPSAs.



And needs an additional

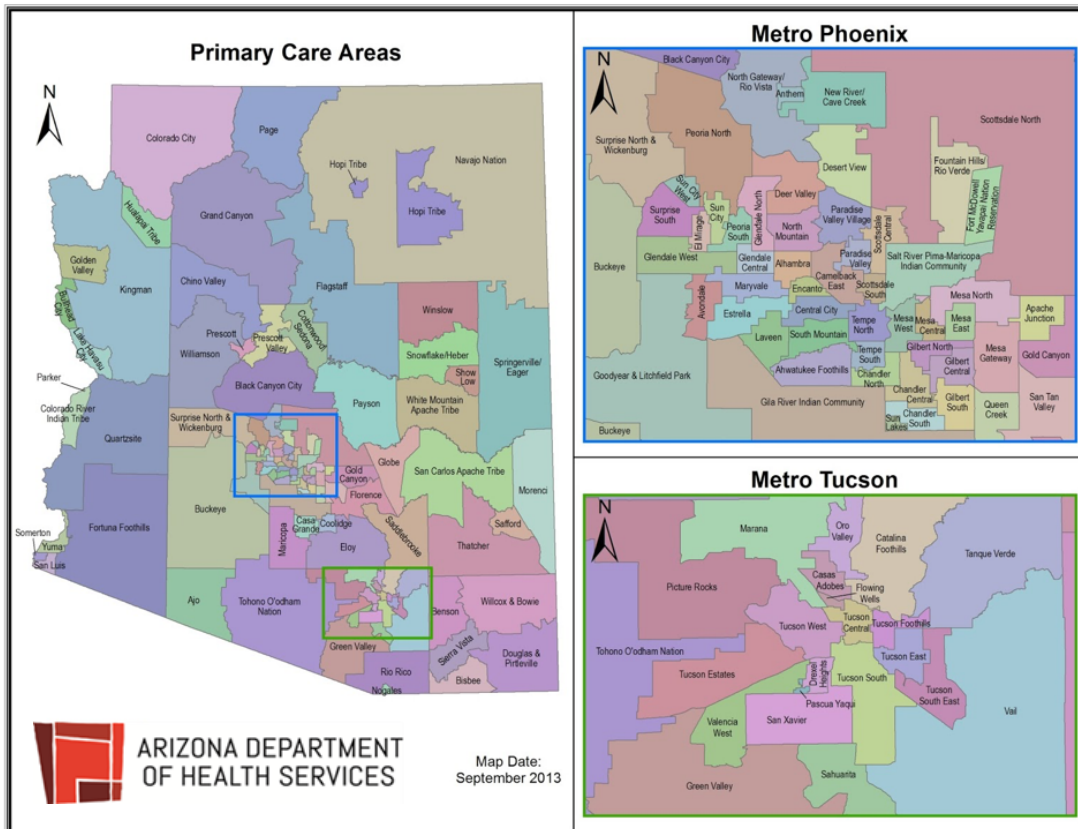
- 558 PC Physicians**
- 381 Dentists**
- 178 Psychiatrists**

statewide to eliminate these HPSAs.



ARIZONA PRIMARY CARE AREAS

Arizona's Primary Care Areas (PCAs) serve as the state's rational service area boundaries for shortage designation purposes, and are used by ADHS and other state agencies for health data analysis.



The creation and maintenance of PCAs is required by Arizona state statute related to the designation of Arizona Medically Underserved Areas. These boundaries, which reflect similarities in demographics and primary care utilization, are used for both state and federal shortage designations. A GIS spatial analysis methodology was created in 2013 to revise the PCA boundaries, and will be repeated upon every decennial census release to ensure the areas reflect patterns of growth in the state.

126 AZ PRIMARY CARE AREAS

- 55 in metro Phoenix area
- 20 in metro Tucson area
- Populations of 10,000-20,000
- Areas no greater than 7,500 square miles [except Tribal areas]
- Reflect existing municipal planning areas (i.e. City of Phoenix Villages) and Tribal lands (reservations)

ASSESSMENT BACKGROUND & METHODOLOGY

Identifying health care needs and disparities in Arizona's Primary Care Areas.

This needs assessment mirrors findings of the 2020 Arizona Medically Underserved Areas (AzMUA) report, which is prepared by ADHS, as mandated by A.R.S. § 36-2352. The ADHS BWCH is responsible for activities associated with the implementation of A.R.S. § 36-2352. This includes the Primary Care Provider Loan Repayment Program (A.R.S. § 36-2172), which provides loan repayment incentives for public and private non-profit providers working in HPSAs, and the Rural Private Primary Care Provider Loan Repayment Program (A.R.S. § 36-2174), which provides loan repayment incentives for rural private for-profit providers working in HPSAs or AzMUAs.

AzMUA rules underwent revisions in 2020 to modernize data indicators and streamline processes, focusing on metrics that are known to impact access to primary care and have easily accessible data sets.

The Primary Care Index assigns points to each PCA based on state and federal data on indicators that include: population-to-primary care physician ratio; travel distance to nearest primary care physician; poverty; health insurance status; low birthweight rate; late or no prenatal care; infant mortality rate; and presence of populations that experience health disparities, such as elderly, youth, people with disabilities, communities of color, and those who speak a language other than English. *(See page 8.)*

PCAs scoring in the top 25% or having a score greater than 30 (out of a possible 65) on the Primary Care Index are designated as AzMUAs. Additionally, by Arizona Statute, all federally designated Primary Care HPSAs are also considered AzMUAs.

AzMUA designations are valid for two years. A list of current AzMUAs can be found in *Appendix A*.



PRIMARY CARE INDEX

CRITERIA	VALUE RANGE	POINTS
POPULATION-TO-PRIMARY CARE PHYSICIAN RATIO	≤ 3000:1	0
	3001:1 TO 3500:1	2
	3501:1 TO 4000:1	4
	4001:1 TO 5000:1	6
	5001:1 TO 10,000:1	8
	>10,000:1 OR NO PHYSICIAN	10
TRAVEL DISTANCE TO NEAREST PRIMARY CARE PHYSICIAN	≤ 10.0 MILES	0
	10.1-20.0 MILES	2
	20.1-30.0 MILES	4
	30.1-40.0 MILES	6
	40.1-50.0 MILES	8
	> 50.0 MILES	10
% OF POPULATION WITH ANNUAL INCOME LESS THAN 200% OF FEDERAL POVERTY LEVEL	≤ 20.0%	0
	20.1-32.0%	2
	32.1-39.0%	4
	39.1-51.0%	6
	>51.0%	8
% OF POPULATION WHO DO NOT HAVE HEALTH INSURANCE	≤ 6.2%	0
	6.3-9.6%	2
	9.7-12.2%	4
	12.3-17.2%	6
	>17.2%	8
LOW BIRTHWEIGHT RATE (% OF BIRTHS)	≤ 6.2%	0
	6.3-6.9%	2
	7.0-7.5%	4
	7.6-8.2%	6
	>8.2%	8
LATE OR NO PRENATAL CARE RATE (% OF BIRTHS)	≤ 4.6%	0
	4.7-6.2%	2
	6.3-8.2%	4
	8.3-12.4%	6
	>12.4%	8
INFANT MORTALITY RATE (PER 1,000 LIVE BIRTHS)	≤ 3.5	0
	3.6-5.4	2
	5.5-7.0	4
	7.1-10.0	6
	>10.0	8

SUPPLEMENTARY CRITERIA

1 ADDITIONAL POINT FOR EACH SUPPLEMENTARY CRITERIA THAT IS A RATE GREATER THAN THE STATEWIDE AVERAGE

1. % OF POPULATION AGE 65 AND OLDER
2. % OF POPULATION AGE 14 AND YOUNGER
3. % OF POPULATION WITH A DISABILITY
4. % OF POPULATION WHO ARE COMMUNITIES OF COLOR
5. % OF POPULATION WHO SPEAKS A LANGUAGE OTHER THAN ENGLISH.



ASSESSMENT FINDINGS: SUMMARY

Of Arizona's 126 PCAs, 89 are currently designated as AzMUAs. Only one of the PCAs designated as an AzMUA (Flowing Wells) is not currently designated as a primary care HPSA.

PCA scores on the Primary Care Index ranged from 1 to 53, out of a possible 65 points. The six highest need PCAs based on this index are all tribal: Navajo Nation, Tohono O'odham Nation, White Mountain Apache Tribe, Hualapai Tribe, San Carlos Apache Tribe and Colorado River Indian Tribe. Twelve AzMUAs lie within American Indian Tribal land.

10 HIGHEST SCORING PRIMARY CARE AREAS	TOTAL SCORE	URBAN, RURAL OR TRIBAL
NAVAJO NATION	53	TRIBAL
TOHONO O'ODHAM NATION	52	TRIBAL
WHITE MOUNTAIN APACHE TRIBE	52	TRIBAL
HUALAPAI TRIBE	51	TRIBAL
SAN CARLOS APACHE TRIBE	45	TRIBAL
COLORADO RIVER INDIAN TRIBE	44	TRIBAL
GLENDALE CENTRAL	43	URBAN
TUCSON ESTATES	43	RURAL
PASCUA YAQUI TRIBE	42	TRIBAL
TUCSON SOUTH	42	URBAN

ASSESSMENT FINDINGS: HEALTH WORKFORCE ISSUES

Of Arizona's 126 PCAs, 41 have a population-to-primary care physician ratio of greater than 5,000:1, or no primary care physicians in their community at all. Of these, 24 are rural areas, 7 are tribal, 6 are frontier, and 4 are urban.

Travel distance to nearest primary care physician (PCP) ranged from 2 to 78 miles. Of the six PCAs with longest travel distance, half are tribal areas and all are rural or frontier.

A [2019 Arizona Primary Care Physician Workforce Report](#), published by the University of Arizona Center for Rural Health, identified similar discrepancies between urban and rural areas of the state. The ratio of primary care physicians per 100,000 population in Arizona was 80.1 in urban areas, 67.2 in large rural cities/towns, 63.9 in small rural towns, and just 10.1 in isolated small rural towns.

In spite of the lack of primary care availability in rural communities, Arizona has just 37 Medicare-certified Rural Health Clinics (RHC). This is one RHC per 9,534 rural residents in the state - as compared to one RHC per 6,317 rural residents in Missouri, 5,704 in Illinois, and 3,171 in California.

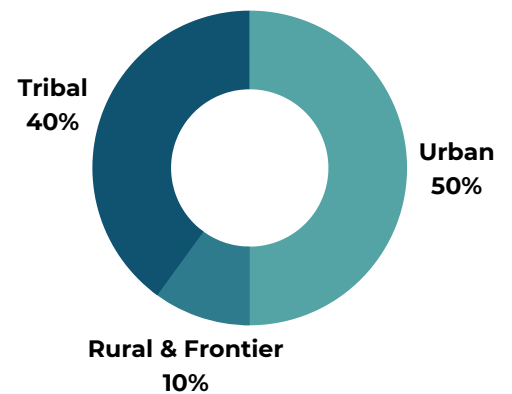
Travel Distance to Nearest PCP	PCA	Miles	Highest	Lowest	PCA	Miles
	Page	78			Peoria North	2
Colorado City	73	Goodyear & Litchfield Park	2			
Ajo	72	Avondale	2			
Hopi Tribe	72	Surprise South	2			
Tohono O'odham Nation	64	El Mirage & Youngtown	2			
Navajo Nation	60	Springerville/Eager	2			

ASSESSMENT FINDINGS: SOCIOECONOMIC FACTORS

Poverty and lack of health insurance are known barriers to care. Rate of uninsurance among PCAs ranged from 0.7% in Sun Lakes (an area with several retirement communities) to 48% in Fort McDowell Yavapai Nation (a tribal area). The twenty PCAs with lowest rates of uninsured are all in Maricopa and Pima Counties, which contain the Phoenix and Tucson metro areas. Of the twenty PCAs that have uninsured rates of 17% or higher, 10 are urban and 8 are tribal areas.

Percent of population under 200% of the federal poverty level ranged from nearly 80% in Tohono O'Odham Nation to about 9% in Tanque Verde. Again, we see tribal areas overrepresented among the highest need PCAs in this category. Five of the highest six poverty rates are in tribal PCAs. The rate of individuals living under the federal poverty level is 29% for American Indians in Arizona, compared to 9% for White Arizonans.

PCAs with Uninsured Rate >17%

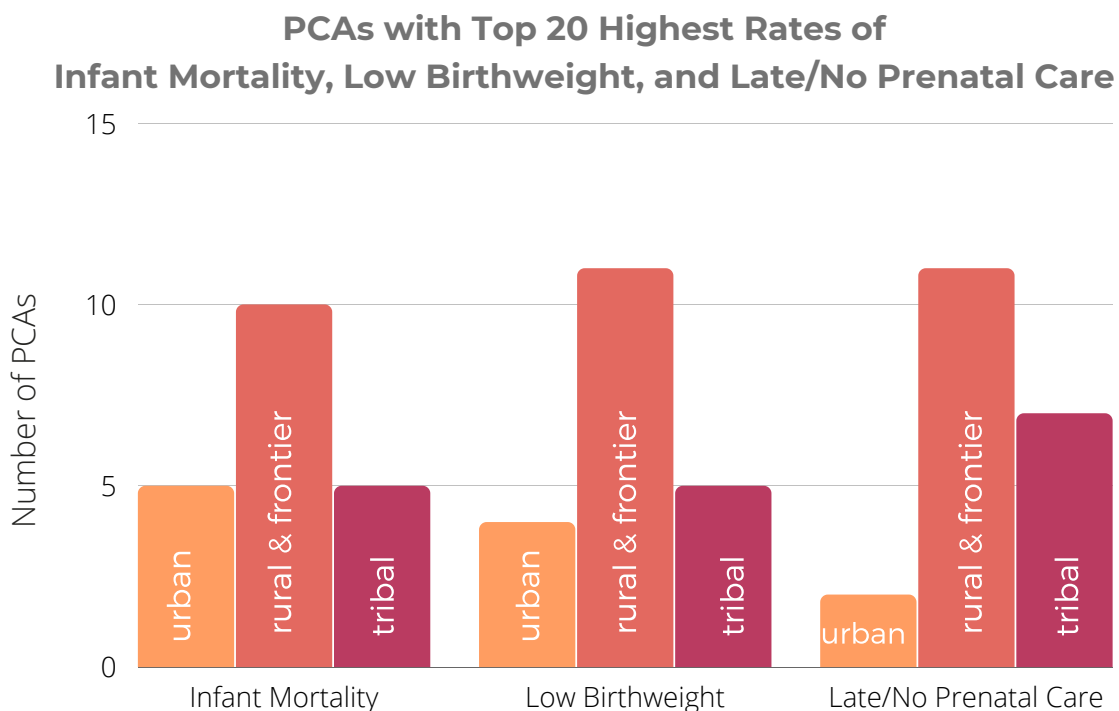


Population Under 200% Federal Poverty Level	PCA	% Population	Highest Lowest	PCA	% Population
	Tohono O'Odham Nation	79.9		Anthem	12.2
	Gila River Indian Community	74.4		Paradise Valley	12.1
	White Mountain Apache Tribe	73.8		Scottsdale North	11.3
	Pascua Yaqui Tribe	70.9		Chandler South	11.2
	San Carlos Apache Tribe	69.5		Desert View Village	9.3
	Central City Village	69.0		Tanque Verde	9.2

ASSESSMENT FINDINGS: MATERNAL AND CHILD HEALTH INDICATORS

Arizona's Primary Care Index incorporates three maternal and child health indicators: infant mortality rate per 1,000 live births, percent of births that are low birthweight, and percent of births in which mothers received late or no prenatal care. In the highest need areas, infant mortality rates were over 12, more than 12% of births were low birthweight, and nearly a third of new mothers received late or no prenatal care. PCAs with the highest twenty rates were classified by type, and for each of these indicators half or more of those PCAs were rural or frontier communities. Tribal areas were also overrepresented in this group with MCH-related challenges.

The disparities in maternal and birth outcomes by rurality are not surprising, as many women living in rural areas must travel significant distances to obtain prenatal care and to deliver their babies. According to a 2020 Arizona OB/GYN and Certified Nurse Midwife Workforce Report published by the University of Arizona Center for Rural Health, the ratio of OB/GYN to 10,000 female population is 2.1 in urban areas, 1.5 in large rural cities/towns, 1.1 in small rural towns, and 0 in isolated small rural towns. In fact, two counties in Arizona are designated as maternity care deserts (offering no maternity care) and four additional rural counties have limited access to maternal care (March of Dimes, 2018).



ASSESSMENT FINDINGS: OTHER FACTORS

Several metrics that can impact health care utilization or are considered social determinants of health are included in the Primary Care Index. These include elderly population; youth population; population living with a disability (physical, mental or sensory impairment); communities of color (individuals who self-identify their race as anything other than non-Hispanic White); and those who speak a language other than English in their home. PCAs with the top 5 rates in each of these metrics are displayed below.

In each of these categories, we can identify similarities among PCAs with highest rates. PCAs with large elderly populations - and many with large populations of individuals with disabilities - have planned retirement communities within. Most of those with large youth population are tribal areas. Tribal areas are predominately people of color. If we exclude tribal areas, other PCAs in the top 10 highest population of communities of color include a few border communities. Likewise, four of the five largest populations speaking a language other than English reside in Mexico/U.S. border communities and the remaining is a tribal area.

% Pop Age 65+		% Pop Age 14 and Under		% Pop with a Disability		% Pop who are Communities of Color		% Pop Non-English Speakers	
Sun City West	83	Colorado City	34	Golden Valley	34	San Carlos Apache Tribe	99	Nogales	90
Sun Lakes	78	San Carlos Apache Tribe	33	Sun City	32	Pascua Yaqui Tribe	99	San Luis	87
Green Valley	71	Pascua Yaqui Tribe	32	Quartzsite	28	White Mtn Apache Tribe	99	Somerton	82
Sun City	70	White Mtn Apache Tribe	31	Green Valley	27	Navajo Nation	98	Rio Rico	71
Quartzsite	55	Hualapai Tribe	30	Sun Lakes	27	Hopi Tribe	98	Navajo Nation	69



LESSONS FROM OTHER STATEWIDE ASSESSMENTS



The AzPCO benefits from strong partnerships with external organizations and internal ADHS offices, many of which have done their own statewide assessments. During the planning phase for this primary care needs assessment, AzPCO staff recognized the value of pulling data and lessons from our partners' work to expand upon our own, rather than duplicating efforts.

In particular, the AzPCO worked closely with the Title V team within ADHS BWCH to incorporate access to care metrics into their 2020 statewide needs assessment. This assessment used both quantitative and qualitative data collection approaches to identify priority MCH needs in Arizona's communities. This included a public survey (conducted in English and Spanish, August 2019 through February 2020, yielding over 1000 responses), community forums, focus groups and stakeholder interviews.

Several themes relevant to primary care access and barriers from our partners' assessments are summarized below.

Maternal and Child Health Outcomes

The 2020 Arizona Needs Assessment for the Maternal, Infant, and Early Childhood Home Visiting (MIECHV) Program assessed PCAs based on risk of poor health outcomes related to socioeconomic status, adverse prenatal outcomes, substance use disorder, crime, and child maltreatment. Each PCA was assigned a risk score through this data analysis. Most PCAs stratified in the highest risk levels (levels 3 and 4, out of a 0-4 scale) were either inner city communities or tribal areas.

The 2020 Title V Maternal and Child Health Needs Assessment Report quantitative analysis of how Arizona compares to the national average on a variety of MCH indicators unveiled several related to access to care in which Arizona fares poorly: health insurance coverage, received needed health care, well woman visit, adolescent well visit, early prenatal care, vaccination, tooth decay/cavities, mental health treatment.

LESSONS FROM OTHER STATEWIDE ASSESSMENTS

Mental Health

The [2020 University of Arizona Center for Rural Health Arizona Behavioral Health Workforce Report](#) highlighted the dire need for mental health care in our state, where 40% of residents live in a Mental Health HPSA and 61% of Arizona's adults experience mental illness but do not receive treatment. Their analysis of behavioral health care providers revealed rural disparities - 10% of Arizona's population resides in rural communities, but only 4% of behavioral health providers are located in those areas.

The [University of Arizona Mel & Enid Zuckerman College of Public Health's December 2020 Community Perspectives Report](#) (a component of the Title V MCH Needs Assessment) summarizes results of focus groups and community forums with families and youth from underserved communities. Mental health was one of the top four health problems those community members highlighted, particularly among parents of children with special health care needs, refugees, African Americans, Youth, and LGBTQ+.

Oral Health

The [2015 Arizona Healthy Smiles Healthy Bodies Survey](#) conducted by the ADHS Office of Oral Health identified many unmet oral health needs and barriers to care for Arizona's children. Tooth decay, while preventable, is the number one chronic disease in Arizona children, with more than 6 out of 10 children affected. Sealants can prevent tooth decay, and yet only 4 out of 10 children have them. Thirty percent of children in Arizona do not have dental insurance.

Among adults in Arizona, the [2018 Behavioral Risk Factor Surveillance System](#) reports 62.3% have visited a dentist in the past year. This is less than the national rate of 66.5%. Again, we see racial/ethnic disparities, with only 46.5% of American Indians, 54.2% of Blacks and 55.4% of Hispanics having visited the dentist in the past year.

Oral Health was another top health problem discussed by community members in the [2020 Community Perspectives Report](#) described above. In particular, participants voiced a lack of oral health providers (especially for children and youth), a lack of dental insurance coverage, and a lack of awareness of the need for oral health check-ups.

LESSONS FROM OTHER STATEWIDE ASSESSMENTS

Children and Youth With Special Health Care Needs

A *special health care need* in a child is defined as having a chronic medical, behavioral or developmental condition that has lasted or is expected to last 12 months or longer, and needing prescription medications and/or specialized therapies. The [2020 Title V Maternal and Child Health Needs Assessment Report](#) states nearly 1 in 5 Arizona children is considered to have a special health care need. The focus groups and community forums conducted as part of that assessment identified a large need for this population related to mental health care services for families who must manage complex medical needs of their children in complicated systems, while juggling family and school life with special needs.

Parents of children with special health care needs that participated in focus groups for the [2020 Community Perspectives Report](#) shared their challenges with figuring out what providers and services are available to their families, and suggested the need for family navigators to help deal with these complex health systems. A lack of support was especially noted in older childhood and teen years.

Vaccination

The [Arizona First Things First 2019 Building Bright Futures Report](#) discusses a rise in the percentage of families requesting exemption from required vaccinations for their children. In the 2017-2018 school year, more than 5% of kindergarten children in Arizona received a non-medical exemption from required vaccinations. This rate increased 13% over just the previous four years, and is significantly higher than the 2% national rate. Four counties - all of them rural - have exemption rates over 5%, making them vulnerable to measles and other vaccine-preventable contagious disease outbreaks. Inadequate childhood vaccination rates are a reminder of the critical importance of medical homes and preventive primary care visits for children.



LESSONS FROM OTHER STATEWIDE ASSESSMENTS

Culturally and Linguistically Appropriate Care

Focus group participants from the [2020 Community Perspectives Report](#) shared their experiences confronting discrimination from health care providers in Arizona. Individuals from a wide variety of special populations (refugees, migrant farmworkers, Native Americans, immigrants, LGBTQ+) felt their providers were not trained to understand the health beliefs, practices and unique needs of their cultures/populations. Worse, some described providers who were unwilling to learn - leading them to avoid seeking care. Others talked about care not being provided in an appropriate language.

Tribal Health

The [2020 Title V Maternal and Child Health Needs Assessment](#) engaged tribal partners (Inter Tribal Council of Arizona and Dine College/Navajo Department of Health Epidemiology Center) to lead an assessment of the unique needs of Arizona's American Indians. Several of the most pressing health care needs identified through these tribal community forums were related to access to care: lack of OB/GYN providers including certified nurse midwives; family planning; access to prenatal, infant, child and adolescent care; need to increase mental health care access; and oral health among children and mothers.

According to the [2019 Arizona State Health Assessment](#) published by ADHS, the leading causes of death for American Indians of all ages in Arizona are heart disease, unintentional injury, cancer and diabetes. Three of these are chronic diseases that can be reduced through screening, early detection and preventive care. However, only about 60% of American Indians reported a usual source of care and a variety of barriers to access to care were cited, including long travel times, lack of transportation, and lack of culturally and linguistically appropriate providers.



LESSONS FROM OTHER STATEWIDE ASSESSMENTS

COVID-19 and Telemedicine


Of course, the past year has been marked by a global pandemic of COVID-19. According to the ADHS Dashboard, as of March 26, 2021 there have been a total of 838,558 COVID cases and 16,898 COVID deaths in Arizona. To date, over 3 million doses of COVID vaccines have been distributed. The pandemic has impacted so many facets of public health, healthcare and life in general. Related to primary care, we've seen the need to adopt telemedicine to ensure community members can continue to access primary and preventative care while limiting potential exposure to COVID.

An Executive Order issued by Arizona Governor Ducey on March 25, 2020 required all Medicaid plans in the state to cover all health care services that are covered benefits to be accessible by telemedicine. A Telemedicine Task Force was created to assist with the implementation of that Executive Order, as well as to identify barriers that could prevent the adoption and full implementation of telemedicine. The Task Force conducted a [Telemedicine Readiness Survey](#) of providers in Arizona, finding that 8 out of 10 of the respondents currently provide telemedicine/telehealth services. Behavioral health (33%) and primary care (31%) were the most common services being provided via telemedicine. Most providers (84%) indicated having training materials available for staff on how to conduct a telemedicine visit, but fewer respondents (59%) had any training materials available for patients on how to access those telemedicine services. Their top cited barriers to telemedicine included patients not having the necessary equipment or bandwidth limitations, and a lack of practice guidelines on how to conduct a telemedicine consult.



CONCLUSION & ACTION STEPS

The Arizona Primary Care Needs Assessment has identified several unmet healthcare needs and underserved populations. We have seen both rural and tribal areas of the state appear in the highest need areas over and over through this assessment - both in results of the AzMUA Primary Care Index scoring and in our partners' own assessments. Action steps the AzPCO can take to address these needs are outlined below.




PROACTIVE HPSA DESIGNATION


The AzMUA designation process classified only one PCA as medically underserved that was NOT already designated as a primary care HPSA. This indicates the AzPCO has been successful in its efforts to accurately and comprehensively assess Arizona's communities for shortages in health care providers. The AzPCO will continue to complete shortage designation efforts in a proactive manner - analyzing each currently undesignated PCA for potential HPSA designation upon collection of new provider survey data. Work is already underway to do just that for dental and mental health HPSAs, and proactive analysis will also be completed for primary care HPSAs prior to the September 2021 National Shortage Designation Update.

OUTREACH TO RURAL COMMUNITIES

Arizona's rural PCAs face much more severe shortages of health workforce and poorer maternal and child health outcomes. The AzPCO will work with partners such as the Arizona Center for Rural Health (State Rural Health Office) and the Arizona Alliance for Community Health Centers (Primary Care Association) to share information and technical assistance to rural communities related to increasing access to care. This may include webinars on existing workforce programs such as the National Health Service Corps and State Loan Repayment Program; shortage designations; process for Rural Health Clinic certification and/or Community Health Center new access point application; and other data resources that may be useful in their health planning and grant writing. Gathering of additional input from rural providers and community members to identify opportunities for other training and technical assistance will be explored.



CONCLUSION & ACTION STEPS





TRIBAL PARTNERSHIPS

Like rural communities, Arizona's American Indians face many health disparities and barriers to healthcare. The AzPCO has worked with partners such as the ADHS Native American Liaison, the Arizona Advisory Council on Indian Health Care, and Indian Health Services area office representatives in the past to address these barriers of care. In fact, a Tribal Health Workforce Symposium was jointly held in 2017. It is time to renew these efforts - perhaps through webinars as proposed previously for rural partners. It is critical that the AzPCO ensures our tribal communities understand how shortage designations impact them and are aware of available workforce recruitment and retention programs. That partnership will be mutually beneficial, as provider data collected for HPSA designation would be more accurate if provided through an established partner at those IHS and tribal health facilities.

CONTINUE TO BUILD ARIZONA'S SAFETY NET

While workforce shortages persist, particularly in rural areas, many of the providers who do meet the primary care needs of Arizona's underserved communities are Community Health Centers (see *Appendix C* for list and map of Arizona Loan Repayment Program sites). The AzPCO will continue to partner with the Arizona Alliance for Community Health Centers to brainstorm opportunities to partner to grow this safety net for state's residents, and will initiate regularly scheduled meetings to plan and follow through on those ideas.



ORAL AND BEHAVIORAL HEALTH OUTREACH

Oral and behavioral health were highlighted in several of our partners' assessments as issues of concern for community members - urban, rural and tribal alike. Oral and behavioral health providers may not be as aware of shortage designations and workforce programs as primary care providers in the state. The AzPCO will work with the ADHS Office of Oral Health and AHCCCS to identify opportunities to share information with these disciplines.

ARIZONA MEDICALLY UNDERSERVED AREAS, 2020

County	Primary Care Area	Census Tracts
Apache	Navajo Nation	0019426.00, 0019427.00, 0019440.00, 0019441.00, 0019442.01, 0019442.02, 0019443.00, 0019449.01, 0019449.02, 0019450.01, 0019450.02, 0019451.00, 0059422.01, 0059422.02, 0059450.00, 0059451.00, 0059452.00, 0179400.08, 0179400.10, 0179400.11, 0179400.14, 0179400.15, 0179423.00, 0179424.00, 0179425.00
	Springerville/Eager	0019702.00, 0019703.00, 0019705.01, 0019705.02
Cochise	Benson	0030003.01, 0030003.02, 0030003.03
	Bisbee	0030010.00, 0030011.00, 0030012.00, 0030020.01, 0030020.02, 0030021.00
	Douglas & Pirtleville	0030005.00, 0030006.00, 0030007.00, 0030008.00, 0030009.01, 0030009.02
	Sierra Vista	0030004.00, 0030013.00, 0030014.01, 0030014.02, 0030015.01, 0030015.02, 0030016.01, 0030016.02, 0030017.01, 0030017.02, 0030017.03, 0030018.00, 0030019.00
	Willcox & Bowie	0030001.00, 0030002.01, 0030002.02, 0030002.03
Coconino	Grand Canyon Village	0050017.00, 0050023.00
	Hopi Tribe	0059449.00, 0179400.12, 0179400.13
	Page	0050020.00, 0050021.00

ARIZONA MEDICALLY UNDERSERVED AREAS, 2020

County	Primary Care Area	Census Tracts
Gila	Globe	0070008.00, 0070009.00, 0070010.00, 0070011.00, 0070012.00, 0070013.00
	Payson	0070001.00, 0070002.00, 0070003.01, 0070003.02, 0070004.00, 0070005.00 0070006.00, 0070007.00
	San Carlos Apache Tribe	0079404.00, 0099405.00
	White Mountain Apache Tribe	0079402.00, 0179401.00, 00179403.01, 0179403.02
Graham	Safford	0099613.00, 0099614.00, 0099617.00
	Thatcher	0099611.00, 0099612.01, 0099612.02, 0099615.00, 0099616.00
Greenlee	Morenci	0119601.00, 0119602.00, 0119603.00
La Paz	Colorado River Indian Tribe	0129403.00
	Parker	0129402.00
	Quartzsite	0120201.00, 0120202.01, 0120202.02, 0120205.01, 0120205.02, 0120206.02, 0129800.00

ARIZONA MEDICALLY UNDERSERVED AREAS, 2020

County	Primary Care Area	Census Tracts
Maricopa	Alhambra Village	0131058.00, 0131059.00, 0131060.01, 0131060.02, 0131060.03, 0131061.00, 0131062.00, 0131066.00, 0131067.01, 0131067.02, 0131067.03, 0131068.01, 0131068.02, 0131069.00, 0131070.00, 0131071.01, 0131071.02, 0131072.01, 0131072.02, 0131073.00, 0131074.00, 0131075.00, 0131088.02, 0131089.02, 0131090.01, 0131090.02, 0131090.03, 0131091.01, 0131091.02, 0131092.00, 0131169.00
	Avondale	0130610.13, 0130610.14, 0130610.15, 0130610.21, 0130612.00, 0130614.01, 0130614.02, 0130820.19, 0130820.20, 0130820.21, 0130820.22, 0130820.23, 0130820.24, 0130820.25, 0130820.26, 0130820.27, 0130822.08, 0130822.09, 0130822.10, 0130822.1
	Buckeye	0130405.16, 0130506.03, 0130506.04, 0130506.05, 0130506.06, 0130506.07, 0130506.08, 0130506.09, 0130506.10, 0130506.11, 0130507.01, 0130507.02, 0137233.05, 0137233.06, 0139801.00

ARIZONA MEDICALLY UNDERSERVED AREAS, 2020

County	Primary Care Area	Census Tracts
Maricopa	Camelback East Village	0131051.02, 0131063.00, 0131064.00, 0131065.01, 0131065.02, 0131076.01, 0131076.02, 0131077.00, 0131078.00, 0131079.00, 0131080.00, 0131081.00, 0131082.00, 0131083.01, 0131083.02, 0131084.00, 0131085.01, 0131085.02, 0131086.02, 0131107.02, 0131108.01, 0131108.02, 0131109.01, 0131109.02, 0131110.00, 0131111.00, 0131112.01, 0131112.02, 0131112.03, 0131112.04, 0131113.00, 0131114.01, 0131114.02, 0131115.02, 0131136.01, 0131137.00
	Central City Village	0131129.00, 0131130.00, 0131131.00, 0131132.01, 0131132.02, 0131132.03, 0131133.00, 0131134.00, 0131135.01, 0131135.02, 0131136.02, 0131138.01, 0131138.02, 0131139.00, 0131140.00, 0131141.00, 0131142.00, 0131143.01, 0131143.02, 0131144.02, 0131148.00, 0131149.00, 0131172.00, 0131173.00
	El Mirage & Youngtown	0130608.02, 0130609.01, 0130609.02, 0130609.03, 0130609.04, 0130610.40, 0130610.41, 0130610.42, 0130610.43, 0130716.00, 0130717.01
	Estrella Village & Tolleson	0130822.03, 0130822.04, 0130822.05, 0130822.06, 0130822.07, 0130830.00, 0131125.05, 0131125.08, 0131125.10, 0131125.11, 0131125.12, 0131125.13, 0131126.02, 0131127.00, 0131144.01, 0131145.00, 0131146.00, 0131147.03

ARIZONA MEDICALLY UNDERSERVED AREAS, 2020

County	Primary Care Area	Census Tracts
Maricopa	Fort McDowell Yavapai Nation	0139412.00
	Glendale Central	0130924.01, 0130924.02, 0130925.00, 0130926.00, 0130927.05, 0130927.11, 0130927.12, 0130927.13, 0130927.15, 0130927.16, 0130927.17, 0130927.18, 0130928.01, 0130928.02, 0130929.00, 0130930.01, 0130930.02, 0130931.01, 0130931.04, 0130931.05, 0130931.06, 0130932.00
	Laveen Village	0131125.14, 0131155.00, 0131166.03, 0131166.04, 0131166.05, 0131166.06, 0131166.07, 0131166.08, 0131166.09, 0131166.10, 0131166.11, 0131166.12
	Maryvale Village	0130820.02, 0130820.07, 0130820.08, 0130820.09, 0130820.10, 0130820.12, 0130820.16, 0130820.17, 0130820.18, 0130820.28, 0130927.19, 0131093.00, 0131094.00, 0131095.00, 0131096.01, 0131096.02, 0131096.03, 0131096.04, 0131097.01, 0131097.02, 0131097.03, 0131097.04, 0131097.05, 0131098.01, 0131098.02, 0131099.00, 0131100.01, 0131100.02, 0131101.00, 0131121.00, 0131122.01, 0131122.02, 0131123.01, 0131123.02, 0131124.01, 0131124.02, 0131125.02, 0131125.03, 0131125.04, 0131125.07, 0131125.09, 0131126.01

ARIZONA MEDICALLY UNDERSERVED AREAS, 2020

County	Primary Care Area	Census Tracts
Maricopa	Mesa Central	0134203.01, 0134205.03, 0134205.04, 0134206.04, 0134208.00, 0134209.01, 0134209.02, 0134215.01, 0134215.02, 0134216.01, 0134216.02, 0134217.02, 0134218.01, 0134218.02, 0134219.01, 0134219.02, 0134223.02, 0134225.01, 0134225.02, 0134225.03, 0134225.04
	Mesa West	0134204.01, 0134205.01, 0134210.01, 0134210.02, 0134211.01, 0134211.02, 0134212.01, 0134212.02, 0134213.02, 0134213.03, 0134213.04, 0134214.00, 0134220.01, 0134220.02, 0134221.02, 0134221.03, 0134221.04, 0134221.05, 0134221.06, 0134221.07, 0134222.03, 0134222.04, 0134222.05, 0134222.12, 0134222.13, 0134222.15, 0134222.16, 0134222.17, 0134222.21, 0134222.22, 0134223.01
	New River/Cave Creek	0130304.01, 0130304.02, 0136105.00, 0136107.00
	North Gateway/Rio Vista Village	0136100.00, 0136101.00, 0136106.00, 0136113.00, 0136120.00, 0136122.00

ARIZONA MEDICALLY UNDERSERVED AREAS, 2020

County	Primary Care Area	Census Tracts
Maricopa	North Mountain Village	0131036.05, 0131036.09, 0131036.11, 0131036.12, 0131036.14, 0131036.15, 0131037.02, 0131039.00, 0131040.00, 0131041.00, 0131042.02, 0131042.03, 0131042.04, 0131042.05, 0131042.06, 0131042.12, 0131042.18, 0131042.19, 0131043.01, 0131043.02, 0131044.01, 0131044.02, 0131045.01, 0131045.02, 0131046.00, 0131047.01, 0131047.02, 0131052.00, 0131053.00, 0131054.00, 0131055.01, 0131055.02, 0131055.03, 0131056.01, 0131056.02, 0131057.01, 0131057.02
	Peoria South	0130715.09, 0130715.10, 0130715.12, 0130715.13, 0130715.15, 0130715.16, 0130715.17, 0130719.03, 0130719.06, 0130719.09, 0130719.10, 0130719.11, 0130719.12, 0130719.13, 0130719.14, 0130719.15, 0130927.08, 0130927.09, 0130927.23, 0130927.24
	Salt River Pima-Maricopa Indian Community	0139413.00
	Scottsdale South	0132171.01, 0132171.02, 0132172.01, 0132172.03, 0132172.04, 0132173.00, 0132174.00, 0132175.01, 0132175.02, 0132176.00, 0132177.00, 0132178.00, 0132179.00, 0132180.00, 0132181.00, 0132182.00, 0132183.00

ARIZONA MEDICALLY UNDERSERVED AREAS, 2020

County	Primary Care Area	Census Tracts
Maricopa	<p>South Mountain Village & Guadalupe</p> <p>Sun City</p> <p>Surprise North & Wickenburg</p> <p>Tempe North</p>	<p>0131152.00, 0131153.00, 0131154.00, 0131156.00, 0131157.00, 0131158.01, 0131158.02, 0131159.00, 0131160.00, 0131161.00, 0131162.02, 0131162.03, 0131162.04, 0131162.05, 0131163.00, 0131164.00, 0131165.00, 0131166.02, 0131166.13, 0131167.02, 0131167.03, 0131167.04, 0131167.32, 0133200.02</p> <p>0130715.03, 0130715.04, 0130715.05, 0130715.06, 0130717.02, 0130718.01, 0130718.02, 0136154.00, 0136174.00, 0136175.00</p> <p>0130405.02, 0130405.15, 0130405.17, 0130405.18</p> <p>0133184.00, 0133185.01, 0133187.00, 0133188.00, 0133189.00, 0133190.00, 0133191.01, 0133191.03, 0133191.04, 0133192.01, 0133192.02, 0133193.00, 0133194.01, 0133194.02, 0133194.03, 0133194.04, 0133195.00, 0133196.00, 0133197.03, 0133197.04, 0133197.05, 0133197.06, 0133198.00, 0133201.00</p>
Mohave	Bullhead City	<p>0159405.01, 0159514.01, 0159514.02, 0159515.01, 0159515.02, 0159516.01, 0159516.02, 0159517.00, 0159518.00, 0159519.00, 0159520.01, 0159520.02, 0159520.03, 0159520.04, 0159550.00</p>

ARIZONA MEDICALLY UNDERSERVED AREAS, 2020

County	Primary Care Area	Census Tracts
Mohave	Colorado City	0159501.00
	Golden Valley	0159505.00, 0159506.00
	Hualapai Tribe	0159404.00
	Kingman	0159504.01, 0159504.02, 0159507.03, 0159507.04, 0159507.05, 0159507.06, 0159536.01, 0159536.02, 0159538.00, 0159539.00, 0159548.00, 0159549.00
	Lake Havasu City	0159524.00, 0159525.00, 0159526.00, 0159527.00, 0159528.00, 0159529.00, 0159530.00, 0159531.00, 0159532.00, 0159533.00, 0159534.01, 0159534.02
Navajo	Show Low	0179613.00, 0179617.00, 0179625.00, 0179648.00, 0179649.00, 0179652.00, 0179653.00
	Snowflake/Heber	0179633.00, 0179634.00, 0179637.00, 0179638.00, 0179642.01, 0179642.02
	Winslow	0179601.00, 0179602.00, 0179604.00, 0179605.00, 0179606.00
Pima	Ajo	0194704.00
	Drexel Heights	0190043.10, 0190043.11, 0190043.12, 0190043.20, 0190043.21, 0190043.22

ARIZONA MEDICALLY UNDERSERVED AREAS, 2020

County	Primary Care Area	Census Tracts
Pima	Flowing Wells	0190045.06, 0190045.08, 0190045.12, 0190045.13
	Pascua Yaqui Tribe	0199410.00
	Picture Rocks	0190044.23, 0190044.25
	Sahuarita	0190041.19, 0190043.23, 0190043.26, 0190043.27, 0190043.29
	San Xavier	0199409.00
	Tanque Verde	0190040.50, 0190040.51, 0190040.52, 0190040.53, 0190040.54, 0194705.00
	Tohono O'Odham Nation	0139407.00, 0199406.00, 0199407.00, 0199408.00
	Tucson Central	0190001.00, 0190003.00, 0190004.00, 0190005.00, 0190006.00, 0190007.00, 0190008.00, 0190009.00, 0190010.00, 0190013.02, 0190013.03, 0190013.04, 0190014.00, 0190015.00, 0190016.00, 0190017.00, 0190018.01, 0190018.02, 0190019.00, 0190026.02, 0190026.03, 0190026.04, 0190027.01, 0190027.02, 0190027.03, 0190028.01, 0190028.02, 0190028.03, 0190045.04, 0190045.05, 0190045.10, 0190045.11, 0190047.10

ARIZONA MEDICALLY UNDERSERVED AREAS, 2020

County	Primary Care Area	Census Tracts
Pima	Tucson East	0190033.02, 0190036.00, 0190040.08, 0190040.10, 0190040.11, 0190040.22, 0190040.29, 0190040.33, 0190040.34, 0190040.35, 0190040.36, 0190040.37, 0190040.38, 0190040.39, 0190040.48, 0190040.49, 0190040.56, 0190040.57, 0190040.58, 0190040.68, 0190040.69, 0190040.70, 0190040.71, 0190040.72
	Tucson Estates	0190044.04, 0190044.21, 0190044.24
	Tucson Foothills	0190029.01, 0190029.03, 0190029.04, 0190029.05, 0190030.02, 0190030.03, 0190030.04, 0190031.01, 0190031.02, 0190032.00, 0190033.03, 0190033.04, 0190034.00, 0190035.01, 0190035.02, 0190035.03, 0190035.04, 0190040.31, 0190040.32, 0190040.46, 0190040.47, 0190040.55, 0190040.67
	Tucson South	0190020.00, 0190021.00, 0190022.01, 0190022.02, 0190023.00, 0190024.00, 0190025.01, 0190025.03, 0190025.04, 0190025.05, 0190025.06, 0190037.02, 0190037.04, 0190037.05, 0190037.06, 0190037.07, 0190038.01, 0190038.02, 0190039.01, 0190039.02, 0190039.03, 0190041.10, 0190041.12, 0190041.13, 0190041.14, 0190041.15, 0190041.16, 0190041.17, 0190041.22, 0190044.07, 0194105.01, 0194105.02, 0194105.03

ARIZONA MEDICALLY UNDERSERVED AREAS, 2020

County	Primary Care Area	Census Tracts
Pima	Tucson South East	0190040.26, 0190040.42, 0190040.43, 0190040.44, 0190040.62, 0190040.63, 0190040.64, 0190040.65, 0190040.66, 0190040.73, 0190040.74
	Tucson West	0190002.00, 0190011.00, 0190012.00, 0190044.11, 0190044.12, 0190044.13, 0190044.14, 0190044.15, 0190044.22, 0190044.28
	Vail	0190040.61, 0190041.07, 0190041.09
	Valencia West	0190043.13, 0190043.33, 0190043.34
Pinal	Apache Junction	0134201.16, 0210003.07, 0210003.08, 0210003.09, 0210003.10, 0210003.11, 0210003.12, 0210003.13, 0210003.14, 0210003.15, 0210003.17, 0210003.18
	Coolidge	0210010.00, 0210011.00, 0210012.00
	Eloy	0210008.02, 0210019.00, 0210020.01, 0210020.02, 0210020.03, 0210021.01, 0210021.02, 0210021.03
	Florence	0210002.08, 0210004.00, 0210008.01, 0210008.03, 0210009.01, 0210009.02, 0210023.00
	Gila River Indian Community	0139410.00, 0139411.00, 0219412.00, 0219413.00

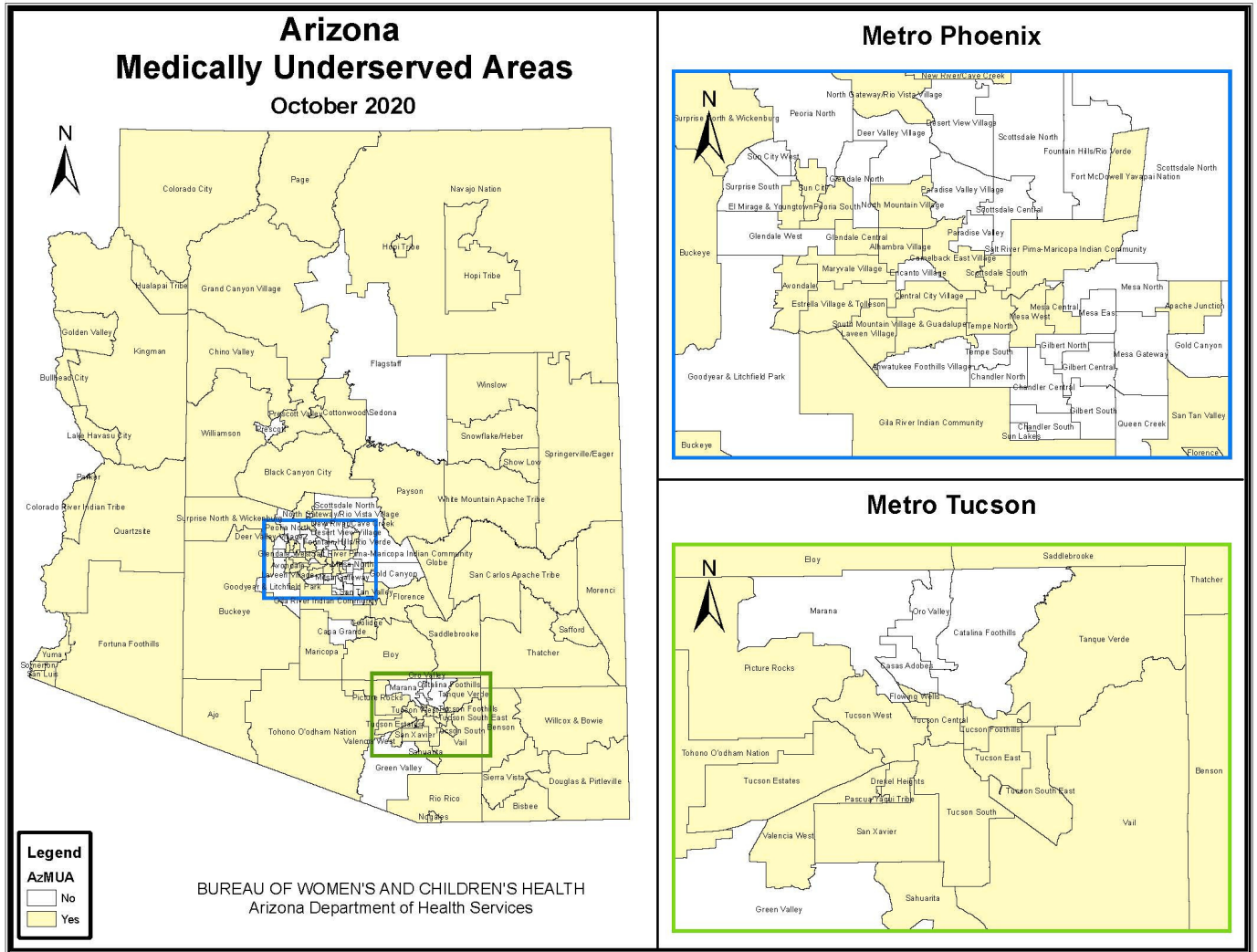
ARIZONA MEDICALLY UNDERSERVED AREAS, 2020

County	Primary Care Area	Census Tracts
Pinal	Maricopa	0210017.01, 0210017.02, 0210017.03, 0210017.04, 0210017.05, 0210017.06, 0210017.07, 0210017.08, 0210017.09, 0210017.10, 0210017.11, 0219414.0
	Saddlebrooke	0210006.03, 0210006.04, 0210007.00, 0210022.00, 0210024.00
	San Tan Valley	0210002.04, 0210002.05, 0210002.06, 0210002.07, 0210002.09, 0210002.10, 0210002.11, 0210002.12, 0210002.13, 0210002.14
Santa Cruz	Nogales	0239661.03, 0239662.00, 0239663.01, 0239663.02, 0239664.01, 0239664.02
	Rio Roco	0239660.00, 0239661.01, 0239661.04, 0239661.05
Yavapai	Black Canyon City	0250014.01, 0250014.02, 0250015.00
	Chino Valley	0250002.02, 0250002.03, 0250002.04, 0250021.00
	Cottonwood/Sedona	0050016.00, 0250016.01, 0250016.02, 0250016.03, 0250017.01, 0250017.02, 0250017.03, 0250018.01, 0250018.02, 0250020.01, 0250020.02, 0250020.03, 0250020.04

ARIZONA MEDICALLY UNDERSERVED AREAS, 2020

County	Primary Care Area	Census Tracts
Yavapai	Prescott Valley	0250006.04, 0250006.05, 0250006.06, 0250006.07, 0250006.08, 0250006.09, 0250006.10, 0250007.00, 0250019.00
	Williamson	0250012.00, 0250013.00, 0250014.03
Yuma	Fortuna Foothills	0270109.05, 0270109.07, 0270109.10, 0270111.08, 0270111.10, 0270111.11, 0270111.12, 0270111.14, 0270111.15, 0270112.01, 0270112.02, 0270121.00, 0279800.03, 0279800.04
	San Luis	0270114.03, 0270114.05, 0270114.06, 0270116.00, 0270118.00, 0279800.05
	Somerton	0270115.01, 0270115.03, 0270115.04
	Yuma	0270001.00, 0270002.00, 0270003.01, 0270003.02, 0270004.02, 0270004.03, 0270004.04, 0270005.01, 0270005.02, 0270006.00, 0270007.00, 0270008.00, 0270009.01, 0270009.02, 0270009.03, 0270009.05, 0270009.07, 0270009.08, 0270010.01, 0270010.03, 0270010.04, 0270011.00, 0270012.00, 0270109.11, 0270109.13, 0270109.14, 0270110.00, 0270111.04, 0270111.06, 0270111.07, 0270117.00, 0279800.06

ARIZONA MEDICALLY UNDERSERVED AREAS MAP, 2020



ARIZONA LOAN REPAYMENT PROGRAM SITES

Apache County

North Country HealthCare - Round Valley/Springerville

488 Mountain Ave, Springerville, AZ 85938

Summit Healthcare Medical Associates Mountain Avenue Clinic

606 N. Main Street, Eagar, AZ 85925

Tsehootsooi Medical Center

Corner of Routes N12 and N7, Fort Defiance, AZ 86504

White Mountain Regional Medical Center

118 S. Mountain Ave, Springerville, AZ 85938

Cochise County

Chiricahua Community Health Centers, Inc (CCHCI) - Benson Family Health Center and Pharmacy

335 S. Ocotillo Avenue, Benson, AZ 85635

CCHCI - Sierra Vista Pharmacy

155 Calle Portal, Suite 600, Sierra Vista, AZ 85635

CCHCI - Sierra Vista Dental Clinic

4625 Campus Dr, Sierra Vista, AZ 85635

CCHCI - Pharmacy Sierra Vista

155 Calle Portal, Suite 600, Sierra Vista, AZ 85635

CCHCI - Jennifer Ginger Ryan Clinic

1100 F Ave., Douglas AZ 85607

CCHCI - Pediatric Center of Excellence

815 E. 15th Street, Douglas, AZ 85607

CCHCI - Sierra Vista Pediatrics

155 Calle Portal Suite 700, Sierra Vista, AZ 85635

CCHCI - Bisbee Pharmacy

307 Arizona Street, Bisbee, AZ 85603

CCHCI - Douglas Pharmacy

1111 F Avenue, Douglas, AZ 85607

Copper Queen Medical Associates (CQMA) Douglas

100 E. 5th Street, Douglas, AZ 85607

CQMA Bisbee

101 Cole Avenue, Bisbee, AZ 85603

CQMA Palominas

10524 E. Highway 92, Hereford, AZ 85615

ARIZONA LOAN REPAYMENT PROGRAM SITES

Coconino County

Canyonlands Healthcare - Lake Powell Medical Center

467 Vista Avenue, Page, AZ 86040

Canyonlands Healthcare-Chilchinbeto

US Hwy 160 to Rte. 59, Chilchinbeto, AZ 86033

North Country HealthCare - Flagstaff

2920 N. 4th St, Flagstaff, AZ 86004

North Country HealthCare - Flagstaff University

1120 W. University Avenue Ste 101, Flagstaff, AZ 86001

North Country HealthCare - Grand Canyon

1 Clinic Road, Grand Canyon, AZ 86023

North Country HealthCare - Williams

301 S. 7th Street, Williams, AZ 86046

Gila County

San Carlos Apache Healthcare

103 Medicine Way, Peridot, AZ 85542

Cobre Valley Regional Medical Center (CVRMC) - Globe Family Practice

5994 S. Hospital Drive, Globe, AZ 85501

CVRMC - Cobre Valley Surgical Services and CAH

5880 S. Hospital Drive, Globe, AZ 85501

CVRMC - Red Rock Clinic

5990 S. Hospital Drive, Globe, AZ 85501

CVRMC - Kearny Clinic

100 Tilbury Drive, Globe, AZ 85501

CVRMC - Pleasant Valley Community Medical Center

124 Tewksbury Blvd., Young, AZ 85554

CVRMC - Tonto Basin Clinic

186 E. Stephens Way, Tonto Basin, AZ 85553

Medcom Medical dba Palo Verde Family Care

108 S. Broad Street, Globe, AZ 85501

North Country HealthCare - Payson

126 E. Main Street, Suite B Payson, AZ 85541

Hope Family Care Center

285 N. Broad Street, Globe, AZ 85501

ARIZONA LOAN REPAYMENT PROGRAM SITES

Graham & Greenlee Counties

Gila Valley Clinic

1680 S. 20th Avenue, Safford, AZ 85546

Canyonlands Healthcare - Duncan

227 Main Street, Duncan, AZ 85534

La Paz County

Bouse Medical Center

44031 E. Plomosa Road, Bouse, AZ 85325

La Paz Regional Hospital

1200 W. Mohave Road, Parker, AZ 85344

La Paz Healthcare - Kofa Clinic

1713 Kofa Avenue, Suite A, Parker, AZ 85344

La Paz Medical Services - Quartzite

150 E Tyson Road, Quartzite, AZ 85346

Tri-Valley Medical Center

39726 Harquahala Mine Road, Salome, AZ 85348

La Paz Healthcare - Parker Clinic

601 Riverside Drive, Suite 3, Parker, AZ 85344

Maricopa County

Adelante Healthcare Central Phoenix

500 W. Thomas Road, Suite 870, Phoenix, AZ 85013

Adelante Healthcare Peoria

15525 N. 83rd Avenue, Suite 104, Peoria, AZ 85382

Adelante Healthcare Wickenburg

811 N. Tegner Street, Suite 113, Wickenburg, AZ 85390

Adelante Healthcare West Phoenix

7725 N. 43rd Avenue, Suite 510, Phoenix, AZ 85051

Adelante Healthcare Surprise

15351 W. Bell Road, Surprise, AZ 85374

Adelante Healthcare Goodyear

13471 W. Cornerstone Blvd. Goodyear, AZ 85395

ARIZONA LOAN REPAYMENT PROGRAM SITES

Maricopa County

Adelante Healthcare Buckeye

306 E. Monroe, Buckeye, AZ 85326

Adelante Healthcare Gila Bend

100 N.Gila Avenue, Gila Bend, AZ 85337

Adelante Healthcare Mesa

1705 W. Main Street, Mesa, AZ 85201

Bayless Healthcare Group - Avondale

235 W. Western Avenue, Avondale, AZ 85323

Dorothy B. Mitchell Counseling Center

1655 E. University Drive, Mesa, AZ 85203

Mountain Park Health Center (MPHC) - Baseline East Clinic

635 E. Baseline Road, Phoenix, AZ 85042

MPHC - Baseline West Clinic

303 E. Baseline Road, Phoenix, AZ 85042

MPHC - Christown YMCA

5517 N. 17th Avenue, Phoenix, AZ 85015

MPHC - Gateway Clinic

3830 E. Van Buren St, Phoenix, AZ 85008

MPHC - Goodyear Clinic

140 N. Litchfield Road, Suite 200,
Goodyear, AZ 85338

MPHC - Maryvale Clinic

6601 W. Thomas Rd, Phoenix, AZ 85033

NOAH - Cholla Health Center

11130 E. Cholla Street Bldg. I, Scottsdale,
AZ 85259

NOAH - Venado Valley Health Center

20440 N. 27th Ave, Phoenix, AZ 85027

Phoenix Children's Hospital

1919 E Thomas Rd., Phoenix, AZ 85016

Southwest Behavioral & Health Services - Mesa Outpatient Clinic

1255 W. Baseline Rd, #138, Mesa, AZ
85202

Southwest Behavioral & Health Services - Metro Outpatient Clinic

11221 N. 28th Drive, Bldg. E, Phoenix, AZ
85029

Terros - Olive Avenue Integrated Care

6153 W. Olive Ave, Glendale, AZ 85302

Terros - 23rd Avenue Recovery Center

8804 N. 23rd Ave, Phoenix, AZ 85021

Terros - 27th Avenue Integrated Care

3864 N. 27th Ave, Phoenix, AZ 85017

ARIZONA LOAN REPAYMENT PROGRAM SITES

Maricopa County

Touchstone Health Services - Mesa

2150 S. Country Club Drive, Ste 35/36,
Mesa, AZ 85210

Valle del Sol - 27th Avenue

502 N. 27th Avenue, Phoenix, AZ 85009

Valleywise CHC - Avondale

950 E. Van Buren St., Avondale AZ 85323

Valleywise CHC - Women's Health

2525 E. Roosevelt St, Phoenix, AZ 85008

Valleywise CHC - Sunnyslope

934 W. Hatcher Road, Phoenix, AZ 85021

Valleywise CHC - Glendale

5141 W. Lamar, Glendale, AZ 85301

Valleywise CHC - Seventh Avenue

1205 S. 7th Avenue, Phoenix, AZ 85007

Valleywise CHC - El Mirage

12428 W. Thunderbird Rd, El Mirage, AZ
85335

Valleywise CHC - Peoria

8088 W. Whitney Dr, Peoria, AZ 85345

Valleywise CHC - Maryvale

4011 N. 51st Ave, Phoenix, AZ 85031

Valleywise CHC - Maricopa Medical Center

2601 E. Roosevelt, Phoenix, AZ 85008

Valleywise CHC - Chandler

811 S. Hamilton, Chandler, AZ 85225

Valleywise CHC - Mesa

59 S. Hibbert, Mesa, AZ 85210

Valleywise CHC - South Central

33 W. Tamarisk Ave, Phoenix, AZ 85041

Mohave County

KRMC - Joshua Tree Pediatrics

1739 E. Beverly Ave, Suite 204, Kingman,
AZ 86409

North Country HealthCare - Bullhead City

2585 S. Miracle Mile, Suite 116, Bullhead
City, AZ 86442

North Country HealthCare - Kingman

1510 Stockton Hill Rd, Kingman, AZ
86041

North Country HealthCare - Lake Havasu City

2090 N. Smoketree Ave, Lake Havasu
City, AZ 86403

ARIZONA LOAN REPAYMENT PROGRAM SITES

Navajo County

Keith S. West, DMD

301 N. Central Ave, Show Low, AZ 85901

Little Colorado Physicians Office

200 E. Lee St, Winslow, AZ 86047

Winslow Indian Health Care Center

500 N. Indian Ave., Winslow AZ 86047

North Country HealthCare - Holbrook

2109 Navajo Blvd., Holbrook, AZ 86025

North Country HealthCare - Show Low

2650 E. Show Low Lake Rd., Suite 1,
Show Low, AZ 85901

Pima County

El Rio CHC - Congress Clinic

839 W. Congress St., Tucson AZ 85745

El Rio CHC - El Pueblo Clinic

101 W. Irvington, Tucson, AZ 85714

**El Rio CHC - Pascua Yaqui Clinic and
Tribal Dental Center**

7490 S. Camino De Oeste, Tucson, AZ
85746

El Rio CHC - Southeast Clinic

6950 E. Golf Links Rd, Tucson, AZ 85730

El Rio CHC - Cherrybell Clinic

1230 S. Cherrybell Stravenue, Tucson, AZ
85713

El Rio CHC - Southwest Clinic

1500 W. Commerce Court, Tucson, AZ
85746

**MHC Healthcare: Wilmot Family Health
Center**

899 N. Wilmot Rd, Building B, Tucson,
AZ 85711

ARIZONA LOAN REPAYMENT PROGRAM SITES

Pinal County

Sun Life Family Health Center (SLFHC) - Casa Grande
865 N. Arizola Rd, Casa Grande, AZ 85122

SLFHC - Maricopa
44572 W. Bowlin Rd, Maricopa, AZ 85138

SLFHC - Eloy
205 N. Stuart Blvd, Eloy, AZ 85131

Sun Life Center for Women
1864 Florence Blvd., Suite 2, Casa Grande, AZ 85122

Sun Life Pediatric Dentistry
1864 E. Florence Blvd., Suite 1, Casa Grande, AZ 85122

MY DR NOW - San Tan Valley
287 E. Hunt Highway, #105, San Tan Valley AZ 85143

CVRMC - Superior Clinic
1134 US HWY 60, Superior, AZ 85173

Gila River Health Care - Hu Hu Kam
483 W. Seed Farm Rd, Sacaton, AZ 85147

Santa Cruz County

Mariposa CHC - Nogales
1852 N. Mastick Way, Nogales, AZ 85621

Mariposa Tubac Regional Health Center
2239 E. Frontage Rd, Tubac, AZ 85646

Yavapai County

Black Canyon Community Pharmacy
19251 E. Oasis Dr, Black Canyon City, AZ 85324

CHC of Yavapai - Cottonwood
51 Brian Mickelsen Pkwy, Cottonwood, AZ 86326

CHC of Yavapai - Prescott Valley
3212 N. Windsong Dr, Prescott Valley, AZ 86314

CHC of Yavapai - Prescott
1090 Commerce Dr, Prescott, AZ 86305

North Country HealthCare - Ash Fork
112 Park Avenue, Ash Fork, AZ 86320

North Country HealthCare - Seligman
22585 W. Oak Street, Seligman, AZ 86337

Spectrum Healthcare - Cottonwood
651 W. Mingus Ave, Cottonwood, AZ 86326

Spectrum Healthcare - Camp Verde
452 Finnie Flat Rd, Camp Verde, AZ 86323

ARIZONA LOAN REPAYMENT PROGRAM SITES

Yuma County

San Luis Walk-In Clinic - San Luis
1896 E. Babbitt Lane, San Luis, AZ 85349

San Luis Walk-In Clinic - Somerton
950 E. Main St, Bldg. B, Somerton, AZ 85350

Sunset CHC - Somerton
115 N. Somerton Ave, Somerton, AZ 85350

Sunset CHC - Yuma
2060 W. 24th St, Yuma, AZ 85364

Sunset CHC - Yuma North
675 S. Avenue B, Yuma, AZ 85364

YRMC - Family Medicine Center
2500 S. 8th Ave, Ste. 200, Yuma, AZ 85364

YRMC - Pediatrics
2359 S. 22nd Dr, Suite 2, Yuma, AZ 85364

YRMC - Speciality Clinics
2851 S. Avenue B, Bldg. 20, Ste. 2001, Yuma, AZ 85364

