


2024 Arizona School Health Profiles

Data Highlights

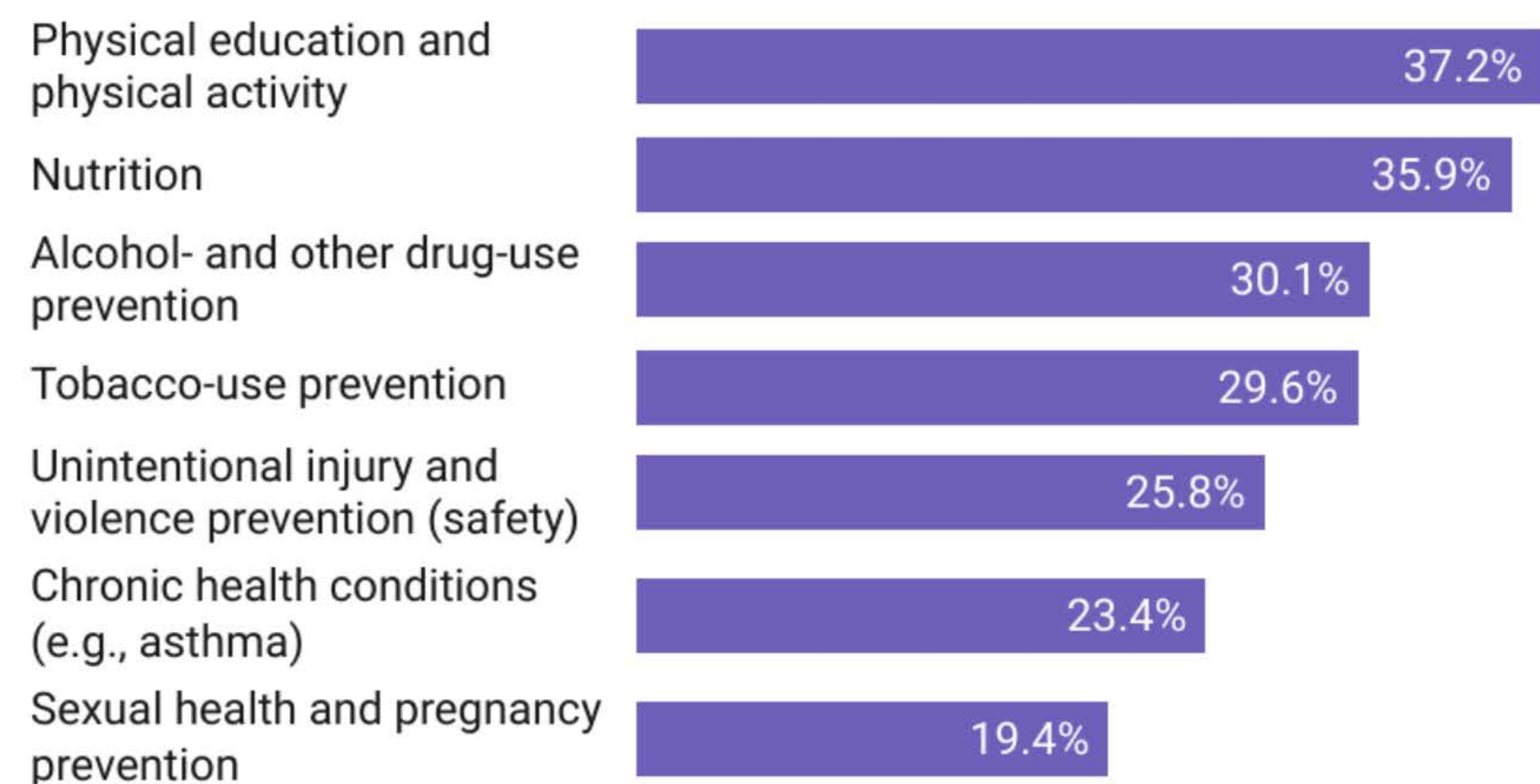
The School Health Profiles (Profiles) Survey is a biennial self-survey conducted in partnership between Arizona Department of Health Services and the Centers for Disease Control and Prevention that helps principals and lead health education teachers take stock of what’s working — and what’s not — in school health: from nutrition, physical activity, and health education to mental health supports, bullying prevention, and community involvement. The Arizona Profiles survey is **administered to principals and lead health education teachers in Arizona’s middle and high schools** (public, charter, alternative, and special education; excluding private schools).

Its data provide a **clear, actionable snapshot of the state's school policies and practices**, identify gaps, and build momentum for targeted improvements — all of which support healthier students, stronger staff engagement, better attendance, and improved learning outcomes.



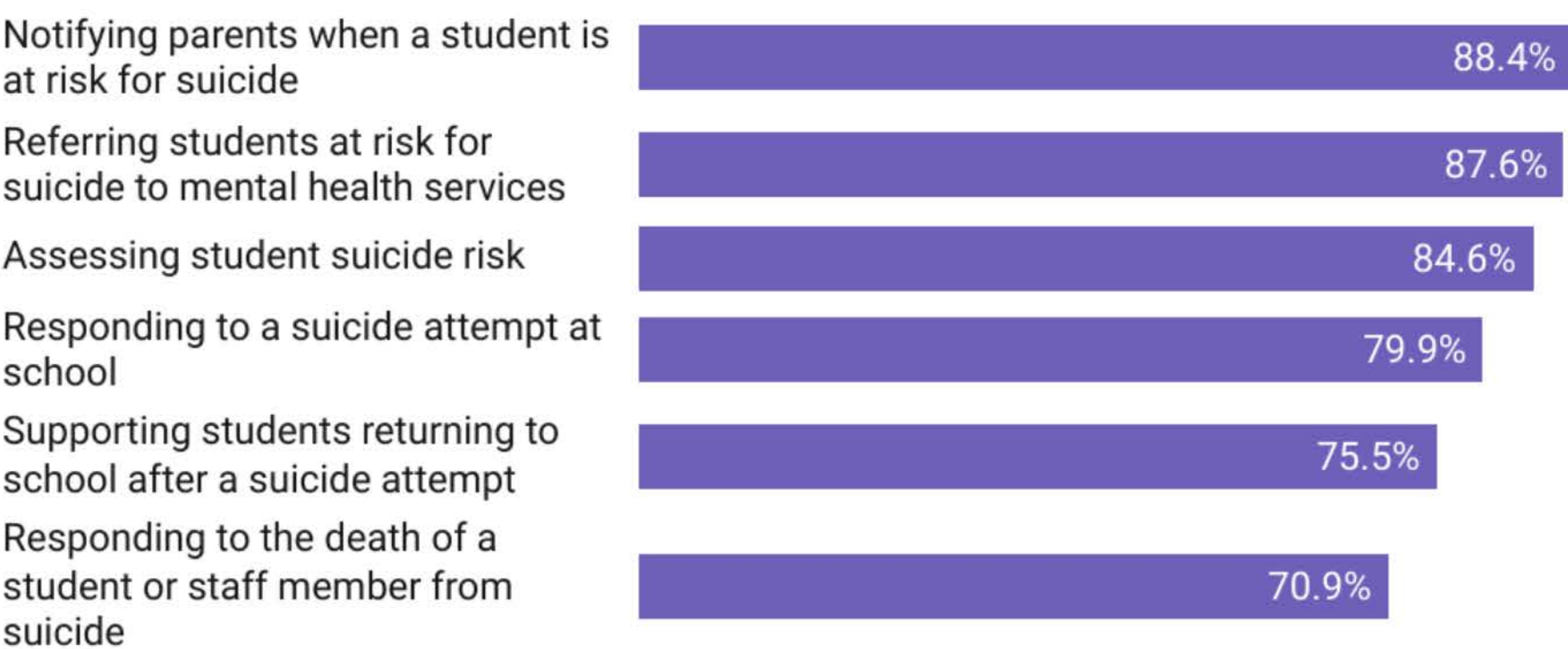
Less than 4 in 10 middle and high schools use the School Health Index or other self-assessment tool to assess school policies, activities, and programs.

Percentage of schools that ever used the School Health Index or other self-assessment tool to assess school policies, activities, and programs in the following areas



Suicide considerations among students are surging; yet more schools can adopt protocols to prevent suicide and respond effectively.

Percentage of schools that have written protocols for the following suicide prevention practices



Arizona high school students* reported that ...

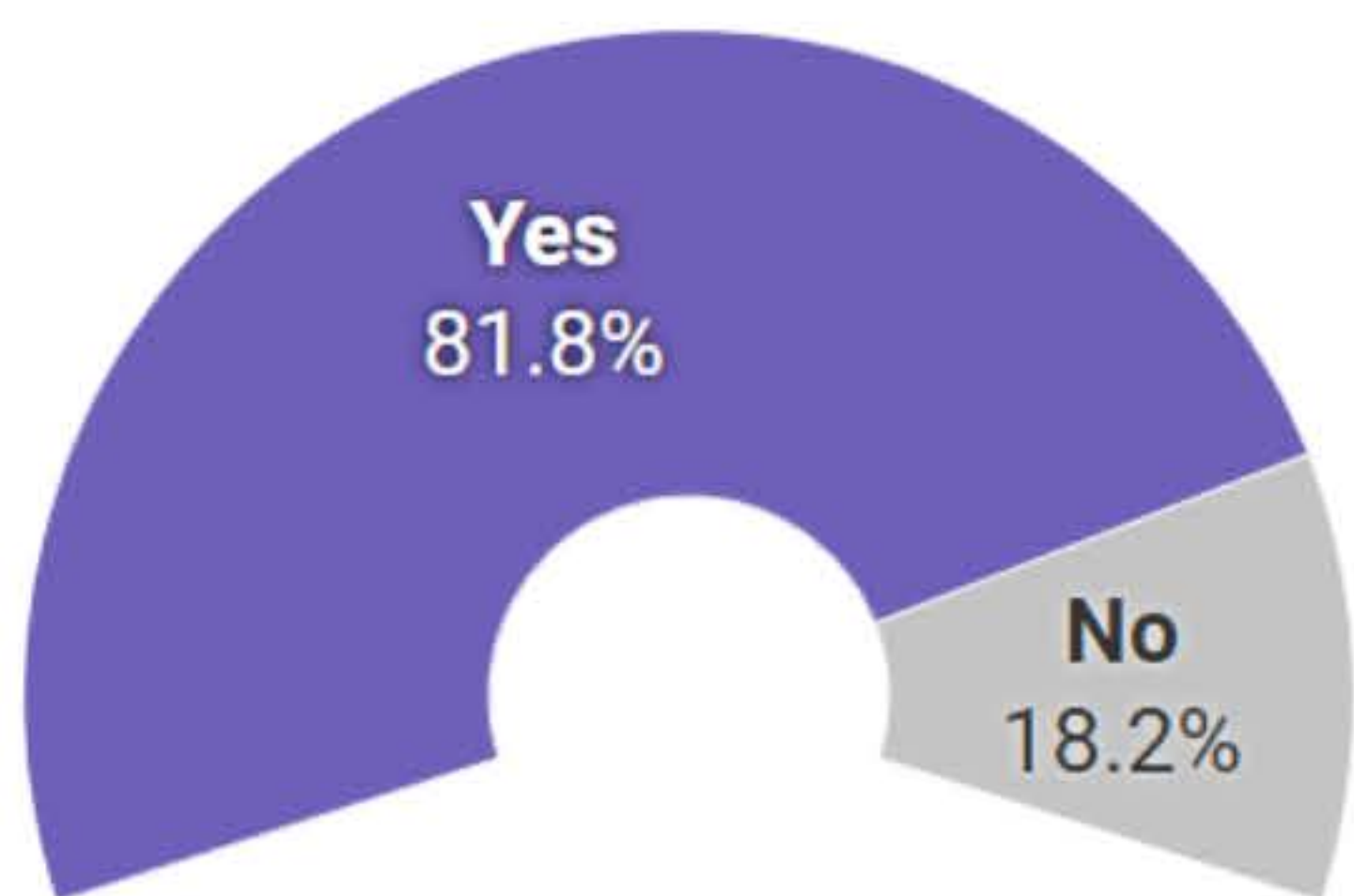
- **22.4%** are currently drinking alcohol.
- **17.2%** currently vape.
- **5.3%** missed one or more school days due to safety concerns in the past 30 days.
- **12.9%** have any physical disabilities or long-term health problems.
- **24.7%** are currently sexually active.
- **11.6%** of those who are sexually active do not use any methods to prevent pregnancy and/or sexually transmitted diseases.

Arizona high school students* reported that ...

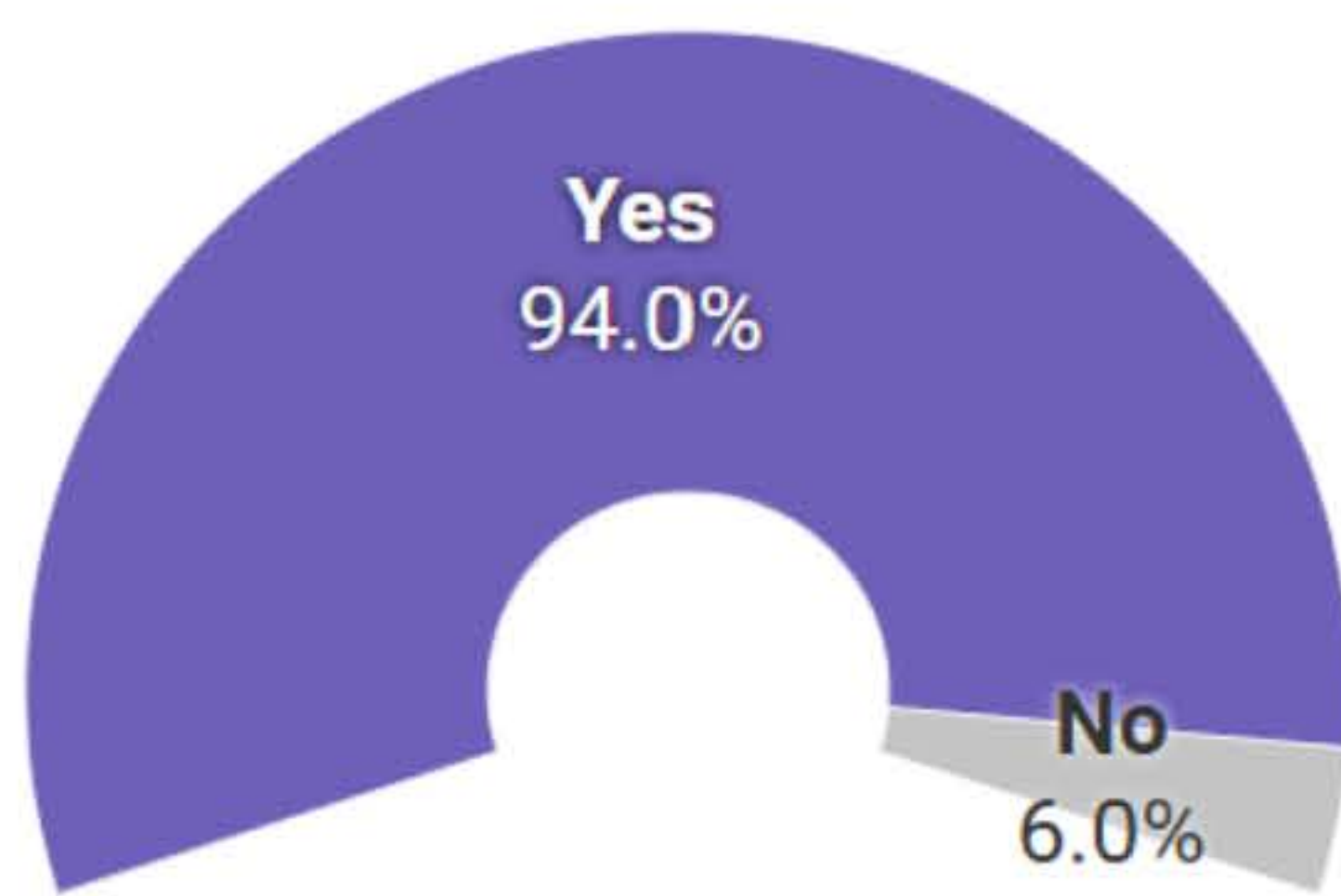
- **23.5%** seriously considered attempting suicide in the past 12 months.
 - **32.4%** of females and **14.2%** of males reported suicide considerations.
- **19.7%** made a plan about attempting suicide in the past 12 months.
- **11.4%** attempted suicide in the past 12 months.
 - **6.9%** attempted suicide multiple times (more than twice).

*Student data are based on the 2021 Youth Risk Behavior Survey.

Eight in ten schools offer professional development on student bullying and sexual harassment, including electronic aggression, during the past year.



Nine in ten schools have a designated staff member to whom students can confidentially report student bullying and sexual harassment, including electronic aggression.

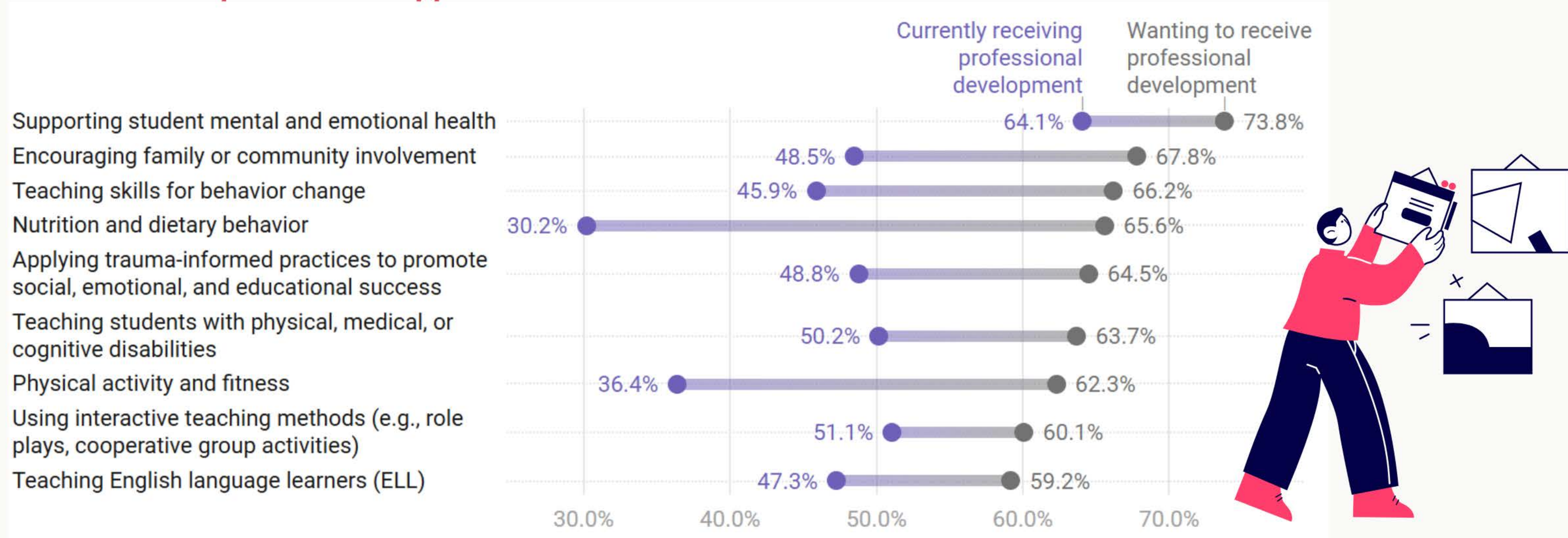


Arizona high school students* reported that ...

- **9.9%** bullied someone online in the past 12 months.
- **17.8%** have been bullied on school property in the past 12 months.
 - More females (**21.8%**) than males (**13.6%**) have been bullied at school.
- **19.9%** were bullied online.
 - More females (**26.3%**) than males (**13.5%**) have been bullied online.
- **17.0%** of females reported that someone at least five years older than them forced them to engage in sexual acts (**1.2%** of males).

*Student data are based on the 2021 Youth Risk Behavior Survey.

Fewer than half of teachers receive professional development in most of the following areas but would like more professional opportunities.



44.7% of middle and high schools offer snack foods or beverages for purchase at a vending machine; however, only **22.1%** offer 100% fruit and vegetable juice, **21.9%** offer fruits, and **17.2%** offer non-fried vegetables.

57.5% of middle schools and **42.7%** of high schools offer their students a self-serve salad bar.

16.4% of schools have a written plan to provide opportunities for physical activity before, during and after school.

1 in 2 schools offer opportunities *before* the school day, and **86.2%** offer opportunities *after* the school day.

For more information, please visit our website:
azdhs.gov/yrbs

If you have a data request, please use this link:
data.azdhs.gov

